

IELTS SPEAKING 1



Redesigned by ieltsdinhluoc.vn

图书在版编目(CIP)数据

雅思考官口语实战指导 / (英)克拉克(Clark, M.)

编著: 赵志杰, 黄厚忠译. —北京: 群言出版社, 2007 (2008.9 重印)

ISBN 978-7-80080-751-0

I. 雅… II. ①克…②赵…③黄… III. 英语—口语—高

等教育—自学参考资料 IV. H319.9

中国版本图书馆 CIP 数据核字(2007)第 111066 号

雅思考官口语实战指导

出版人 范 芳

责任编辑 孟月兰

封面设计 王 琳

出版发行 群言出版社(Qunyan Press)

地 址 北京东城区东厂胡同北巷 1 号

邮政编码 100006

网 站 www.qypublish.com

电子信箱 qunyancbs@126.com

总 编 办 010-65265404 65138815

编 辑 部 010-65276609 65262436

发 行 部 010-65263345 65220236

经 销 新华书店

读者服务 010-65220236 65265404 65263345

法律顾问 中济律师事务所

印 刷 北京市清华园胶印厂

版 次 2007 年 8 月第 1 版 2008 年 9 月第 3 次印刷

开 本 787×1092 1/16

印 张 13.375

字 数 285 千

书 号 ISBN 978-7-80080-751-0

定 价 35.00 元

☞ [版权所有 侵权必究]

如有缺页、倒页、错页等印装质量问题, 请拨打电话各报站: 010-62605166。

新东方
NEW ORIENTAL 图书策划委员会

主任 俞敏洪

委员 (按姓氏笔划为序)

王 强 王文山

包凡一 仲晓红

李 杜 邱政政

沙云龙 汪海涛

陈向东 周成刚

徐小平 窦中川

会员委员会名单



主席 翁峰

(学术发展委员会) 委员

主席 王文山

副主席 钟翔送

委员 李琳

委员 谢云

委员 周海

委员 翁中

Preface

During my 5 years as an IELTS examiner in China, I have seen thousands of Chinese IELTS candidates perform OK in the speaking interview.

Most people would agree that an OK score in speaking is 5 or 6.

Many students now realise that a score of 5 or 6 for speaking is not enough for their study requirements and this is why I wrote this book.

Many students spend months preparing for the IELTS speaking test and still find it difficult to score 7 or higher. In fact some candidates actually score lower than they potentially could have scored. There are a few reasons behind this poor performance and these will be discussed in detail throughout this book, but one major factor is the lack of quality material available for IELTS speaking preparation.

As an IELTS examiner, I am able to precisely separate the differences in spoken English ability resulting in different IELTS speaking scores—this knowledge provides the basis for this book.

There are a number of IELTS speaking books on the market but this book aims to break new ground by focusing on how to prepare for and achieve a speaking score of 7 (or maybe higher). All of the skills and strategies presented in this book are typical of a high scoring speaking candidate.

This book is intended for anyone who intends to take the IELTS test; it will also help learners of English improve their speaking skills. It is suitable for both classroom use and self-study.

笔者在中国担任雅思考官的5年时间里，见证过数以千计的中国雅思考生通过了口语面试。大多数人认为口语考试的及格分应为5分或6分。

现在许多学生意识到，5分或6分的雅思口语分数难以满足他们的学习要求，这便是笔者写本书的原因。

许多学生花了数月时间备考雅思口语，却发现想得到7分或更高的分数仍很困难。实际上有些考生的成绩并没有达到他们的潜力所及。一些原因造成了这种不理想的成绩，本书将对这些原因作详细探讨，但其中一个主要原因可能还是缺乏备考雅思口语所需的好材料。

作为雅思考官，笔者能准确地区分雅思口语分数不同的考生英语口语能力的差别——这便是本书的写作基础。

市面上关于雅思口语考试的书并不少见，但本书旨在通过重点关注如何获得7分（或更好）的成绩来开辟新的备考路径。书中所列的技巧及方法对考生取得雅思口语高分有很强的针对性。

本书以雅思考生为对象，也可供英语学习者提高口语水平。它既适合课堂教学使用又适用于自学。

Mat Clark

Contents

1 The Speaking Test in China 1

Chinese Performance and the Reason 3

Two Different Speaking Systems 8

2 The Marking System 15

3 The Speaking Test Format 31

Part One of the Speaking Test 35

I Possible Topics for Part One 36

II Part One Topic Analysis 62

Part Two of the Speaking Test 93

I Part Two Problems 93

II Part Two and the Marking System 94

III Part Two Topics 97

IV Strategies for Part Two 99

V Producing a Good Quality Part Two Talk 105

VI Part Two Topic Analysis 117

Part Three of the Speaking Test 175

I The Format 175

II Part Three and Score Adjustment 176


III Part Three Question Types 177

Additional Tips 193



1 The Speaking Test in China

The Speaking Test in China



Chinese Performance and the Reason

Chinese Performance

As an IELTS examiner, I tested speaking candidates in most Chinese cities. I have often heard stories about candidates in certain cities getting higher scores than others, for example, "Candidates in Beijing get higher scores than candidates in Wuhan." This is actually an "IELTS myth" and there is no truth in this theory. In reality, there is a nationwide trend of score averages and although some tests may contradict this trend on certain dates, the scoring average is quite consistent.

On average, 15~20% of candidates score below 5 (mostly 4); 60% of candidates score 5; 15~20% of candidates score 6; less than 5% score 7; a very small number of candidates score 8 or 9. (In my 5 year career of IELTS testing in China, which covered around 4,000 interviews I did not award a single speaking 9!)

From these numbers we can make the assumption that in general, Chinese candidates find it quite easy to score 5, but there are clearly some problems with scoring 6, 7 and 8.

I always begin a new IELTS speaking class by asking my students what score they need for speaking and the response is usually:

- 40% need a speaking score of 6;
- 60% need a speaking score of 7.

Clearly, most candidates are scoring below their required score in the speaking test. We can assume part of the problem rests in their preparation for the speaking test

作为雅思考官,笔者在中国大多数城市主考过雅思口语考试。我经常听到某些城市的考生要比另一些城市的考生分数考得高的说法,比如:“北京的考生比武汉的考生分数高。”这纯粹是对于雅思考试的“臆测”,没什么真凭实据。实际上存在一个全国性的平均分趋势,虽然有些考试在某些时候可能会跟这种趋势相悖,但是平均得分却是符合这种趋势的。

平均来说,15~20%的考生得分低于5分(多数是4分);60%的考生得分为5分;15~20%的考生得分为6分;不到5%的考生能得到7分;非常少的考生得到8或9分。(笔者在中国担任雅思考官5年时间里面试过约4000名考生,从来没有给任何一个考生打过9分!)

由以上数据我们可以推知,中国考生考5分很容易,但考6、7或8分的成绩就明显有一些困难了。

每期雅思口语班开班时笔者总是问学生他们希望口语考试能考多少分,答案通常是:

- 40%的考生希望得到6分;
- 60%的考生希望得到7分。

显然,大多数考生的口语成绩都没有达到他们要求的成绩。我们认为部分原因与他们对口语考试的准备有

because most candidates achieve their desired score for listening, reading and writing (although the writing test has its own problems—these will be dealt with in another book).

We can now ask the question: Why do so many Chinese candidates have problems scoring 6 or higher for speaking?

Look at the following reasons and decide which you think are the most accurate in answer to the question above, put a cross (X) beside any reasons which you think are not true.

关,因为大多数考生听力、阅读、写作的得分往往很理想(虽然写作也有其自身的困难——这将在另一本书中探讨)。

现在我们可以问这样一个问题:为什么这么多中国考生很难得到6分或更高的分数呢?

看以下所列的各种原因,你认为哪几个能最准确地回答上面的问题,在你认为不正确的原因旁打上(X)。

- a) The questions are too difficult.
- b) The candidates are nervous.
- c) The candidates haven't had enough practice.
- d) The candidates make lots of grammar mistakes.
- e) The examiners are too strict.
- f) The candidates give too many boring answers.
- g) The candidates didn't know enough about the topics.
- h) The candidates have poor pronunciation.
- i) The examiner didn't agree with the candidates' opinions.
- j) The candidates didn't communicate effectively.
- k) The candidates have a Chinese accent.
- l) The candidates didn't answer the questions directly.
- m) The candidates didn't understand the question fully.
- n) The candidates had no experience of talking with foreigners.
- o) The candidates think in a Chinese way (with Chinese logic).
- p) The candidates can't express their ideas clearly.
- q) The candidates were unfamiliar with the examiner's accent.
- r) The examiner talks too quickly.
- s) The candidates are not used to speaking in English.
- t) The candidates speak too slowly.

Which 3 reasons are the most accurate? If you are working in a class group, compare your reasons with your partner.

哪3个原因最准确?如果你参与了课堂小组学习,把你选的原因和你伙伴的比较一下。

The Real Reason

Some of the reasons on the last page influence your speaking score but in fact the main reason why

上面所列的某些因素固然会影响考生的口语分数,但多数中国考

most Chinese candidates fail to score 6 or higher is because:

生不能考到 6 分或更好成绩的主要原因其实是:

Do not Fully Understand How the Speaking Test Is Marked

When we take tests of any kind, one of the most important things to know is how the test is actually marked.

As an example, let's forget about IELTS for a while and consider a driving test. Anyone who is preparing for a driving test knows exactly what the driving test examiner is looking for, and they work on perfecting these particular aspects of their driving skills. They don't simply get in the car and "do some driving for an hour".

Most people who take the IELTS speaking test don't know what the IELTS examiner is looking for, so most candidates just go into the interview room and "do some speaking in English for 15 minutes". As a result, many candidates miss the whole point of the speaking test and their score is usually below 6.

In the next section we will look in detail at the marking system of the IELTS speaking test, but first it is important to think about the basic elements of scoring.

The IELTS speaking test is a test of your spoken English language ability.

Most people either don't know this or they don't understand the importance of this fact. Many candidates seem to focus in the wrong way. Because the speaking test is based on a "question—answer" format, many people focus far too much on "answering" the questions.

Obviously, candidates are required to answer the question, but what they may not realise is that the examiner doesn't give marks for the actual answer. The marks are given for the "language content" of the answer—not the answer itself. It is possible to answer every question "correctly" and still get a low score (4 or 5).

The examiner is not asking questions because he / she needs answers. There are no correct or incorrect answers in the speaking test.

无论我们参加任何一种考试, 首先应该了解的内容之一就是评分标准。

我们暂且将雅思考试放在一边, 先以驾驶考试为例。由于每个应试者都知道考官要考什么, 于是大家便努力掌握驾驶考试要求的相关技能。他们不会只是钻进车内“盲目地开一小时车”而已。

大多数雅思口语考生并不知道考官要考什么, 因此他们只是走进面试房间“随便讲 15 分钟英语”。结果很多考生没抓住口语考试的重点, 得到的分数往往低于 6 分。

在下一部分, 我们将具体谈谈雅思口语考试评分体系, 但是首先需要考虑得分的基本要素。

雅思口语考试是一个测试考生的英语口语语言能力的考试。

多数人都不知道这一点或者说他们不明白这一点的重要性。很多考生的侧重点似乎有所偏差。由于口语考试基本上是采用“有问有答”的模式, 而许多人则过于偏重于“答”了。

显然, 考生需要回答问题, 但他们可能并没有意识到, 考官并不是根据其回答内容评分的。分数是根据回答的“语言内容”——而不是答案本身评定的。每个问题都回答“正确”, 但得分仍然会很低(只有 4、5 分)也是可能的。

考官问问题并不是因为他 / 她想要知道问题的答案。口语考试的答案无所谓“正确”与“错误”之分。

There are two basic types of answer:

[A] An answer to the question:

"How often do you go to the cinema?"

"Once a month."

[B] A response focused on language:

"What's your favourite colour?"

"Well, to be quite honest, I don't really have an actual favourite colour but I guess that if I were buying clothes, then I'd usually go for something like blue or grey—you know, kind of dull colours, nothing too bright."

The examiner gives marks for language ability not information, so answer A would actually get a very low mark. (There is some language ability here—3 words, so answers like these might finally get a score of 4.)

Answer B does not focus on "answering" the question, instead it focuses on showing as much language ability as possible. This is the type of answer that a candidate needs to consistently produce to get a score in the region of 7.

考官针对语言能力而不针对答案信息评分, 因此, 答案 A 只能得较低的分。 (这 3 个字的答案也包含了某些语言能力, 最终可能只会得 4 分。)

答案 B 并没有侧重于“回答”问题, 而是竭力展示语言能力。这就是考生得 7 分所需要的典型回答。

First Language Interference

The speaking test is scored on a band system from 0–9. A score of 0 is someone who cannot speak any English at all. A score of 9 is someone who can speak English in the exactly the same way as an educated native speaker of English. So the higher scores 6, 7 and 8 are quite near to "native-speaker style English". This is where our next problem occurs.

When we speak a second language most people are heavily influenced by their first language. (Regardless of what these languages are.)

This causes problems because as we have just seen, to get a higher score for speaking it is essential to produce "native speaker style English", but in fact most candidates produce Chinese style spoken English. In other words, they speak English in a similar way to how they speak Chinese.

It is not easy to instantly change your style of speaking, but one important step is to first consider the style of your first language and compare this with the style of the second

口语考试的分数是 9 分制。得零分的人是一句英语也不会讲的人。而得 9 分的考生的英语表达则同受过教育的以英语为母语的人一样。因此, 得 6、7、8 分的考生的英语非常接近“本土英语”。这就是我们下面的问题所在。

大多数人讲第二语言时很大程度上会受母语的影响。(不管是什么语言。)

这就出现了问题。如我们前面所提及的, 口语得高分的关键是要讲“本土英语”, 而事实上多数考生讲的是中国式英语。换言之, 他们以类似讲汉语的方式讲英语。

马上改变考生的口语风格并不容易, 但重要的一步是首先要了解考生的母语风格, 再将其与第二语

language. Basically to be able to speak English in the style of a native speaker, it is necessary to compare spoken Chinese with spoken English.

When you can recognise the differences between these two speaking systems, it will be much easier to work on removing elements of your first language influence from your second language speech.

Building a clear picture of how these two spoken languages differ makes it easier to produce a more “authentic style” of English.

Think about the way you speak your first language (most likely Chinese).

Try to list some points based on the style that native-speakers actually speak your language.

Remember, we are not thinking about the actual language system here; we are dealing with the way that language is commonly used in its spoken form.

The next section deals with this important step.

言的风格做比较。一般说来,学会以本土风格讲英语之前有必要先把英汉两种口语进行比较。

了解这两种语言体系的差别后,剔除母语对第二语言的影响就容易得多了。

明确两种口语的差别会使考生更容易讲出“地道”的英语。

想想你是如何讲母语的(很可能是汉语)。

试着列举出你的本族人讲母语时与风格有关的几个特点。

注意:我们这里讨论的不是实际的哪个语言系统,而是该语言通常在口语中的使用形式。

下面来讨论这一重要步骤。

Two Different Speaking Systems

The Economics of Language

This first point may sound strange but in fact it is easy to understand.

Different languages can be easily distinguished by the amount of words that native speakers produce in normal speech.

Ask the following question in your first language—Chinese (ask your partner if you are using this book in class); try to answer in a natural style: “What food do you like eating?”

Now think about your (or your partner’s) answer. Try to repeat the answer exactly as it was given. How many actual words did the answer contain?

Now ask the same question in English to a native speaker of English (if you can find one). Ask your teacher if you are using this book in class. Again the answer should be as natural as possible. How many actual words did the answer contain?

Hopefully the result should be quite clear.

As a spoken language, Chinese operates quite “economically”. Native speakers of Chinese are able to hold conversations and communicate effectively using small amounts of language. The way that Chinese has developed as language means that users of the language are able to exchange precise and exact ideas or concepts using a limited amount of words in their speech.

Spoken Chinese can therefore be described as an “economical” language. In simple terms, spoken Chinese doesn’t waste words.

这一点可能听上去很怪,但是实际上很容易理解。

不同的语言可以根据母语者在日常言谈中所使用的单词数量轻易地加以区分。

用你的母语——汉语问下面的问题(如果你们在课堂上使用此书,向你的伙伴问这个问题),并试着以自然的方式来回答:“你喜欢吃什么?”

现在思考你(或你的伙伴)的答案,并试着准确地复述答案。答案里包含几个词?

然后,用英语向一个母语为英语的人(如果你能找到的话)问同样的问题。如果你们在课堂上使用此书,则可向教师提问。同样,回答也应尽可能自然。答案里包含多少词?

希望结果会显而易见。

汉语,作为一种口头语言,讲起来其实很“简洁”。以汉语为母语的人用很少的字对话便能有效地进行交流。汉语发展成为语言的方式意味着它的使用者能用有限的字句交流精确的观点或概念。

因此,汉语口语属于“简洁的”语言。简单地说,汉语口语没有废话。

Spoken English on the other hand is quite “uneconomical”—it requires large amounts of words to communicate even basic ideas. In other words, spoken English wastes words.

This is our first major difference between spoken English and Chinese.

As a result of this, your IELTS responses should be longer than your natural spoken Chinese language response.

另一方面，英语讲起来就不那么“简洁”了——它连基本的交流也需要用大量的词句。换言之，英语比较啰唆。

这就是英汉口语的第一个主要差别。

因此，考生对雅思口语考试中间问题的回答应该比通常的汉语回答要更长。

2. The Location of Key Information

Over the years I have often heard people describe English as a “direct language”.

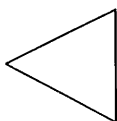
In fact, this description is quite inaccurate. English is actually a very indirect language. Try listening to any British politician speaking in Parliament and you will certainly agree with me here.

Chinese on the other hand is a direct language when it is spoken. Ask and answer the following question in Chinese: “When do you usually listen to music?”

In Chinese, the answer would probably begin with a “time”, any details or explanations probably came after the key information or answer. For example, “At weekends or the evenings... (because + details)”

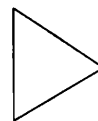
If the same question is asked in English, it is more likely that the details or explanations came first and the actual answer or key information came towards the end of the response.

It is a good idea to visualise the two answers as triangles:



Chinese answer (begins with key information)

(关键信息在前)



English answer (begins with details)

(细节在前)

许多年来，笔者经常听人说英语是“直截了当的语言”。

事实上，这种说法十分不准确，其实英语很不直截了当。考生只需听一听英国国会政客讲的英语就一定会赞同笔者的观点。

而汉语讲起来却十分直截了当。用汉语提问并回答以下问题：“你通常什么时候听音乐？”

汉语的回答通常以“时间”开头，其他的一些细节或说明往往都出现在关键信息或答案之后。例如：“周末或晚上……(原因+细节说明)”

如果用英语问同样的问题，那些细节和说明往往会出现在前面，而实际的答案或关键信息则在回答的末尾。

用三角形可以形象地展示这两种答案的特点。

Redundant Language

Many language scientists (linguists) agree that spoken English contains approximately 50% redundant language. Redundant language can be described as words that don't contain meaning or words that do not alter the meaning of our message. These words and phrases are often described as "conversational fillers".

Anyone who wants to speak English in a native-speaker style must use examples of these words and phrases. Conversational fillers may appear at the beginning, in the middle or at the end of our spoken sentences.

Although spoken Chinese does contain some kind of redundant language, the actual amount is much lower than 50%. (Somewhere around 10%.)

Look at the following example:

"Well you know my hometown London is kind of like huge you know. I mean it's actually enormous maybe even the biggest city in Europe. So really if you live there, it's sort of amazing really. You can do almost anything you want. Like you know there's so many things to do, and I guess that's why I love living there." (about 60 words)

Now look at the same message without the redundant language.

"My hometown London is huge, maybe the biggest city in Europe. If you live there it's amazing. You can do anything you want. There are so many things to do. That's why I love living there." (36 words)

With not exactly 50% redundant language but very close, the message in the first answer is exactly the same as the message in the second answer.

If you are speaking English in the same way that you speak Chinese, you will not be producing this important "native-speaker feature" of spoken English. There are many examples of redundant language.

许多研究语言的科学家(语言学家)都认为英语口语约一半是冗词。冗词指没有任何含义或不改变语言信息的词语。这些词和短语通常被称作“对话填充语”。

要学会本土英语的风格就得会用这些填充语。对话填充语可能出现在句首、句中或句尾。

汉语中也有冗词,但比例远小于50%。(10%左右。)

第一种回答中差不多有一半的冗词,它的意思和第二种回答完全一样。

如果考生像讲汉语那样讲英语,就无法学会英语口语的“本土特点”。关于冗词还有许多例子。

Vocabulary Recycling

Another major difference between spoken Chinese and spoken English is that Chinese tends to recycle vocabulary.

Spoken Chinese conversations are often structured in a way that focuses on closed questions, in particular “yes / no” questions.

Look at the following example: “Is the food delicious?” The natural answer in Chinese would probably be either: “Yes, it’s delicious.” or “No, it’s not delicious.” (followed by a reason) In spoken Chinese it is perfectly normal to recycle vocabulary in this way.

On the other hand, spoken English doesn’t normally do this. One of the reasons is because English conversations contain fewer closed questions and many more open questions. Example: “What’s the food like?”

This difference is very important in the IELTS speaking test.

Look at the following question: “Do you like animals?”

If the candidate answers in a spoken Chinese style, the answer would probably begin with: “Yes I like animals... especially...”

In this answer the candidate is actually relying on the language in the question to form the answer. The candidate is not offering the examiner any original language.

We can see that vocabulary recycling has a negative effect on your score for two reasons. Firstly, native English speakers do not do it. Secondly, the examiner will penalise the candidate for copying the language in the question.

This point is discussed in more detail in the section on vocabulary.

英汉两种口语另一个主要的差别在于汉语更倾向于重复用词。

汉语对话的结构偏重于结束式问句,尤其是“是 / 否”简单问句。

请看下面的例句:“食物好吃吗?”用汉语回答通常是:“好吃。”或“不好吃。”(接着说明原因)汉语口语中这种重复用词现象是很正常的。

另一方面,英语口语用词一般没有重复,原因之一就是英语会话中的结束式问句较少,而启发式问句较多。例如:“食物怎么样?”

这种区别在雅思口语考试中非常重要。

看下面的问题:“你喜欢动物吗?”

如果考生用汉语口语方式回答,答案会这样开头:“是的,我喜欢动物……特别是……”

这里考生是以问题中的语言来作答,而没有给考官提供一些新的语言。

由此看来,重复用词对得分有两点不利。首先,本土英国人没有这种语言习惯。其次,考官会因考生搬用问题中的语言而扣分。

这一点将在本书关于词汇部分中作详细阐述。

Speaking in Degrees

Another key difference between spoken English and spoken Chinese is that spoken English is heavily graded. In other words, native speakers of English usually speak in degrees. English often uses “shades of different meanings”. In contrast, spoken Chinese is usually “black or white”.

Look at the following example question: “Do you like watching TV?”

Now look at the following answers:

Yes I really like watching TV...

I guess I'm quite fond of watching TV...

For the most part, I would probably say that I quite like watching TV...

To some extent I would say I like watching TV...

Well, I wouldn't say I actually like watching TV...

Well, I suppose you could probably say that I'm fond of watching TV...

Do I like watching TV...well it's hard to say...

The examples above display a common feature of spoken English—the use of “speaking in degrees”.

Chinese answers usually begin with a definite and clearly defined yes or no followed by supporting reasons.

There are more examples of this aspect of English later in the book.

英汉口语的另一个主要差别是英语口语有很明显的循序渐进的特点。换言之，以英语为母语者通常采用渐进式的说话方式。英语运用“不同词义的细微差别”。相比之下，汉语口语通常“黑白分明”。

看下面的问题：“你喜欢看电视吗？”

以上例句体现了英语口语的共同特征——“渐进式语言”的使用。

汉语回答通常在开头就会表明肯定或否定态度，然后再佐以原因。

本书后续将会有更多范例对此加以说明。

Summary of the Differences between Spoken English and Spoken Chinese

In this section we have explored the differences between the way that native speakers produce Chinese and English. There are obviously exceptions to these differences on both sides, but our aim is not really to analyse language—our aim is to discover ways to produce native-speaker style English.

本节分别讨论了以英汉两种语言作为母语的人说各自母语的方式的差异。当然这些差异对于两种语言都有例外之处，但我们在此不是以分析语言为目的，而是探讨如何让英语口语更具备本土风格。

Hopefully we have highlighted some basic features of native-speaker style Chinese. It is likely that in the past many of these features were present in your spoken English.

As we have already stated, a high score in the IELTS speaking test is given when the candidate produces language which is similar to native-speaker style English.

The first step to achieving a higher score in the speaking test is to start speaking English in the following way:

- Give longer responses.
- Avoid being too direct.
- Use fillers and redundant language.
- Don't recycle vocabulary.
- Try to speak in degrees.

These basic points are the first step in producing a native-speaker style English.

The next section deals with the marking system in detail.

希望汉语的某些母语特征已得到强调。很可能这些特征曾经出现在你的英语口语中。

如上所述，雅思口语考试要取得高分，考生需要说近似于本土风格的英语。

按下面方式开始讲英语是取得口语高分的第一步：

- 用较长的话回答问题。
- 回答问题避免过于直截了当。
- 使用填充语和冗词。
- 不要重复用词。
- 讲话注意循序渐进。

这些是讲出本土风格英语的第一个重要步骤。

下一节将着重讲评分标准。

常聽到的某些特點，如詞法結構的複雜性，則可能這些特點曾經出現過，但現在已經不常見了。

以上所述，表明在IELTS考試中，考生需要掌握基本的英語表達方式，並能夠在考試中靈活運用。

以下將介紹一些基本的英語表達方式，並提供相關的練習題。

- 用較長的句式和詞彙
- 回答問題時要直接
- 使用簡單而清晰的語言
- 不要過度重複
- 避免使用過多的填充詞

這些基本的英語表達方式，是考生在考試中需要掌握的基本技能。

以下將介紹一些基本的英語表達方式，並提供相關的練習題。

Hopefully, we have highlighted some basic features of native-speaker style Chinese. It is likely that in the past many of the features were present in your spoken English.

As we have already stated, a high score in the IELTS speaking test is given when the candidate produces language which is similar to native-speaker style English.

The first step to achieving a higher score in the speaking test is to use speaking English in the following ways:

- Give longer responses.
- Avoid being too direct.
- Use fillers and redundant language.
- Don't recycle vocabulary.
- Try to speak in degrees.

These basic points are the first step in producing a native-speaker style English.

The next section deals with the marking system in detail.



2 The Marking System

2 The Marking System

The IELTS speaking test is marked according to a carefully designed marking system. All speaking examiners use exactly the same marking system and use it in the same way.

The marking system is divided into four sections:

- Fluency and Coherence
- Lexical Resource (Vocabulary)
- Grammatical Range and Accuracy
- Pronunciation

This marking system is a printed document which the examiner refers to whilst listening to your spoken English. The sections are divided into scores in the following way:

雅思口语考试根据精心设计的评分系统进行评分。口语考官都执行相同的评分标准。

评分标准分为四个部分：

- 流利与连贯性
- 词汇
- 语法的变化性与准确性
- 发音

评分标准会被打印出来，考官会边听考生讲英语边参照评分标准打分。评分标准各部分按以下方式被分为各分数等级：

Band	Fluency and Coherence	Lexical Resource	Grammatical Range and Accuracy	Pronunciation
7	Detailed description of the language features needed to score a 7 in this section.			
6				
5				

Each box in the table contains a very detailed description of the features required for that score in that section. The box for "Fluency and Coherence 7" contains a 50-word detailed description of all of the things a candidate must do to get a score of seven in this section. Directly above and below the examiner can see the descriptions for 8 and 6, in this way the examiner can listen to your language in the interview and decide carefully which description best fits your language.

上表每栏都包含各部分不同分数段的详细评分标准。如“流利与连贯性”一栏有 50 个字的描述，明确规定了考生在该项获 7 分的所有要求。该栏上下便是供考官参阅的获 8 分或 6 分的标准。这样，考官就能边听考生作答边按标准对考生的语言能力作出准确的评定，判断哪一分数的要求描述最符合考生的语言水平。

It is important to understand this because many people do not realise that, for example, a score of 7 for “Lexical Resource” can only be awarded if your vocabulary exactly fits the description in that box.

The descriptions are written in professional linguistic terms so it would not be very useful to reproduce them here. Instead, the following section will translate into simple terms the language features a candidate must produce to achieve scores of 6, 7 and 8.

有必要了解这些是因为许多考生不知道“词汇”一项得7分需要词汇水平与该栏标准相吻合。

评分标准是以语言学专业术语进行叙述的，这里不必照本宣科。下面，我们用简单的语言介绍了考生要在各部分得6、7和8分时必须要达到的语言标准要求。

1. Fluency and Coherence (Scored 1~9)

In general terms, the score for “Fluency and Coherence” refers to the way that the candidate speaks.

The features described in the marking system for this section include:

- Ability to produce long responses
- How easily the candidate can produce long responses
- The amount of hesitation
- The speed of speech
- Use of discourse markers / linking phrases / connectives
- The amount of self-correction

一般说来，“流利与连贯性”一项的得分往往和考生的语言表达方式有关。

该项评分标准所要求的语言特征包括：

- 运用长句回答问题的能力
- 考生运用长句的熟练程度
- 犹豫的次数
- 语速
- 论述标记词 / 连接性短语 / 连接词的使用
- 自我更正的次数

Fluency and Coherence 6

According to the marking system, the examiner will award a 6 in this section if the candidate produces the following features:

- Be able and willing to produce long responses to most questions.
- Produce a range of different linking words / phrases.
- Linking phrases are sometimes used incorrectly.
- Use some “marker” language (eg, redundant language).
- There is some hesitation / repetition / self-correction.

根据评分标准，考官会在这个部分给语言符合以下特点的考生打6分：

- 考生对于大多数问题能够并乐于使用长句回答。
- 使用一定数量的不同的连接词或短语。
- 少量的连接性短语使用错误。
- 运用一些“标志性”语句（例如，冗词）。
- 允许有一定的停顿 / 重复 / 自我更正。

So from the above, it is clear that a Fluency 6 is the score where candidates begin to produce native-speaker style language features in longer answers.

A Fluency 5 lacks most of these features.

由此得知, 该项得 6 分意味着考生基本可以在较长的回答中体现英语本土特征。

该项得 5 分则意味着考生的回答不具备上述大部分的特征。

Fluency and Coherence 7

The examiner will award 7 in this section if the candidate can produce the following:

- Can produce long responses easily.
- Produces a wide range of linking words, phrases and connectives.
- Uses different linkers in a flexible way.
- Responses are relevant to the topic.
- There is some hesitation / repetition / self-correction (but these do not affect understanding and meaning).

From the above it can be concluded that a Fluency 7 is awarded when the responses are usually long and they contain a larger quantity of linking devices (redundant language etc.)

考官将会在这个部分给语言符合以下特征的考生打 7 分:

- 能够轻松地运用长句。
- 广泛运用各种连接性词汇, 短语和连接词。
- 灵活使用不同的连接词。
- 回答切合主题。
- 允许有少量的停顿 / 重复 / 自我更正 (但不影响语意和理解)。

由此可知, 该项得 7 分意味着考生多使用长句作答, 并且回答中包含大量的连接性语言(冗词等)。

Fluency and Coherence 8

The examiner will give 8 in this section if the candidate can produce the following features of language:

- Fluent use of a wide range of linking language features.
- Occasional hesitation / repetition.
- Long responses are easily delivered and are directly relevant to the topic.
- Use cohesive features (linking phrases) accurately.

A Fluency and Coherence 8 score is very close to native speaker level.

考官将会在这个部分给语言符合以下特征的考生打 8 分:

- 熟练使用大量连接性词语。
- 偶尔有停顿 / 重复。
- 轻松使用长句并且答案切合主题。
- 准确使用起连贯作用的特征词(连接性短语)。

该项得 8 分意味着考生英语接近母语者的水平。

Summary of Fluency and Coherence

Many people believe that the “Fluency” score is based on the speed and flow of speech. From the marking system descriptions it can be seen that these aspects are only a small part of the actual score.

The most important aspect of your “Fluency and Coherence” score is the length of your response and your use of cohesive features such as linking words, discourse markers, connectives and redundant phrases.

许多人认为“流利”一项的得分在于语速和流畅性。但从以上评分标准的描述可得知，这些只是影响分数的一小部分因素。

“流利与连贯性”的得分主要在于回答语句的长度和对起连贯作用的特征词的使用，如关联词、论述标记词、连接词及冗词的使用。

Problems with Fluency and Coherence

The most common problem that Chinese candidates face in this section of the marking system is that they focus too heavily on answering the question. In other words, their answers contain “information content” but lack the language to link these ideas together.

在该部分评分标准中，中国考生面对的最常见的问题是他们过于注重回答问题本身。换言之，他们的答案只有“信息量”，却缺少将这些信息贯穿起来的语言。

Look at the following example:

“What do you like about your hometown?”

“My hometown is Wuhan. Wuhan is very modern so I like the buildings. All over the city there are lots of new interesting buildings being built. When I was younger most of the buildings looked the same so it wasn’t as attractive as it is nowadays.”

The answer above is not a bad answer. In fact the grammar is fairly complex and accurate; it is not too short. The problem with this answer is that it lacks cohesive features.

以上的回答并不差。其实，回答的语法相当复杂、准确，句子也不算短。问题是它缺乏连贯性特征。

Now compare the following answer:

“Well you know, my hometown is Wuhan and you might not know this but Wuhan is very modern, so I suppose I would have to say I like the buildings. Actually, all over the city there are lots of new interesting buildings being built. In fact, it’s quite interesting to consider that when I was younger most of the buildings looked the same, so you know it wasn’t as attractive as it is nowadays.”

The content in the answer above is exactly the same as the first answer. The difference in this second answer is that the information is linked using native-speaker style cohesive features. The answer above would most likely be typical of a Fluency and Coherence 7 or 8. (There is a section later

该答案与第一个答案的内容完全一样，只是第二个答案的信息体现了本土英语风格的连贯性特征。因此，上述答案的“流利与连贯性”一项很可能得7或8分。（关于语言的连贯

which deals with cohesive language in detail.)

A second problem with coherence is when candidates avoid the question by talking about something else.

Look at the following example:

“What sports do you like?”

“I don’t like sports. I like computer games. My favourite computer game is Counter Strike and this game is very popular in China now. I like counter strike because...”

This situation happens quite often in the speaking test. If it happens once or twice the examiner probably won’t change your score. If it happens frequently then your “Fluency and Coherence” will be reduced.

性问题, 本书将在后面进行详述。)

另一个关于连贯性的问题在于考生对所问问题避而不谈, 而是谈其他内容。

这种现象在口语考试中很普遍。若偶尔出现一两次也不至于影响考官评分。但如果频繁出现的话, 考生的“流利与连贯性”得分就会减少。

2. Lexical Resource (Scored 1~9)

Many people (even examiners) call this section as the “vocabulary” score.

There are some common misunderstandings about how this score is awarded.

I have often been asked the following question: “How many words do I need to know to get a vocabulary score of 7?”

This question is almost impossible to answer because the marking system does not base the “Vocabulary” score on how many words you know.

The “Vocabulary” section of the marking system is based on the type of words you use and how you use them.

The language points featured in this section of the marking system include:

- Ability to use less common words
- Use of idiomatic language
- Paraphrasing (explaining words that you don’t know)
- Ability to talk about unfamiliar topics
- Ability to convey precise meaning

很多人(甚至是考官)都称这部分为“词汇”分。

考生对该项分数的评定普遍存在一些误解。

经常有人问笔者下面这个问题: “我需要多大的词汇量词汇分才能得7分呢?”

这个问题几乎无法回答, 因为“词汇”分的评定标准并不是根据词汇量的大小来衡量的。

有关“词汇”部分的评分标准是根据考生所使用的词汇类型以及如何使用来确定的。

该部分的评分标准对语言特征的要求包括:

- 使用非常用词汇的能力
- 习语的使用
- 释义(解释考生不知道的词语)
- 谈论陌生话题的能力
- 准确用词达义的能力

Lexical Resource 6

A candidate will score 6 in this section if he / she can produce the following features:

- Can produce vocabulary for most topics in some detail.
- Can explain “vocabulary gaps” by using other words.
- Does not confuse meaning by using vocabulary incorrectly.

A Lexical Resource 6 is not difficult to score. In general, Chinese candidates can score 6 in this section quite easily because they usually know quite a lot of English words and have prepared vocabulary for most topics. If a candidate fails to paraphrase or explain “vocabulary gaps” this may reduce the score to 5 in some cases.

语言符合以下特征的考生在这个部分可得6分:

- 能够使用词汇详细地表述大多数话题。
- 能够使用其他词来解释陌生词汇。
- 不会因错误地使用词汇而使句意不清楚。

“词汇”部分得6分并不难。总体来说,中国考生往往在这个部分很容易得到6分,因为他们通常掌握了大量的英语词汇,并且对于大多数话题的词汇作了充分的准备。如果考生不能够解释陌生词汇,这可能会使分数降至5分。

Lexical Resource 7

A score of 7 in this section requires examples of the following features:

- A range of vocabulary to talk about a wide variety of topics in detail.
- Examples of uncommon words.
- Some use of idiomatic language.
- Some examples of collocation.
- Ability to successfully explain “vocabulary gaps”.
- Some vocabulary may still be used incorrectly.

The Lexical Resource 7 score is quite different to the 6 score because it needs some examples of complex vocabulary skills (a 6 doesn't require this). One of the most common reasons why candidates fail to score 7 is because they don't include idiomatic vocabulary. Idiomatic vocabulary can cover many aspects including slang, idiomatic sayings and phrasal verbs. (There is a section on vocabulary later in the book which offers examples of idioms for many topics). Another reason why candidates fail to score 7 in this section is because there are no examples of uncommon

语言符合以下特征的考生在这个部分可得7分:

- 掌握详细谈论多种话题的广泛的词汇。
- 有使用非常用词汇的例子。
- 能使用一些习语。
- 一些词的搭配使用。
- 成功地解释陌生词汇的能力。
- 允许一些词汇使用错误。

词汇部分7分与6分有很大差别,因为它需要一些复杂的词汇技能(而6分没有这种要求)。考生不能得到7分的最普遍的原因之一在于他们没有使用成语。成语涵盖很多方面,包括俚语、谚语和动词短语。(本书稍后将有一部分专门提供各种话题的成语范例)。考生不能得到7分的另外一个原因在于他们没有注意非常用词汇或词语搭配的使用。

Lexical Resource 8

A score of 8 will awarded if the candidate shows:

- A wide vocabulary range—enough for all topics.
- Vocabulary is used to give precise and exact meanings.
- Use a range of uncommon words and idioms correctly.
- Explain ideas using uncommon vocabulary.

In many ways the score of 8 is similar to 7. The main difference is the amount of uncommon vocabulary and idiomatic language.

Problems with Lexical Resource

Generally speaking, the most common problem in this section is the overuse of common words: “Beijing is a big city.” In this example the word “big” is an example of very basic vocabulary.

The candidate could have chosen any word to describe Beijing but chose to produce an example of a very basic adjective.

In contrast, “*sprawling, cosmopolitan, politically-important, fast-developing, colossal*” are examples of uncommon vocabulary and would have a positive effect on the candidate’s “Vocabulary” score.

Candidates often neglect this area because they focus too much on the answer to the question.

There is a section later in this book on vocabulary building.

语言符合以下特征的考生在这个部分可得 8 分:

- 足够所有话题使用的词汇量。
- 所使用的词汇能够精确地传达语意。
- 正确使用一定的非常用词汇和成语。
- 能够使用非常用词汇表达观点。

在许多方面, 8 分与 7 分要求相似。它们的主要区别在于非常用词汇和成语的使用数量。

总体来说, 这部分最常见的问题往往是普通词汇使用过多。在 “Beijing is a big city.” 一例中 “big” 即为基础词汇。

考生完全可以随意选择其他描述北京的词汇, 可偏偏选择了这样一个非常基础的形容词。

相比之下, “扩展的, 世界性的, 政治地位重要的, 发展迅猛的, 巨大的” 这些都是非常用词汇, 会对考生的 “词汇” 分有帮助。

考生因为过于注重回答问题而往往忽略这方面。

本书后续将专门讨论如何扩大词汇量。

3. Common Misconceptions about the Lexical Resource (4-9)

There are two aspects of this score — “range” and “accuracy”. This score is often misunderstood because many people believe that a high score is awarded if the

这部分的评分包括语法 “变化性” 和 “准确性” 两个方面。这部分的评分之所以经常招致误解是因为很

candidate doesn't make any grammar mistakes. The score in this section is based on a number of different factors including:

- Sentence formation
- Use of clauses (subordinate etc.)
- Use of complex structures
- Range of tense use
- Error density (the amount of errors in each sentence)
- The level of errors (whether the errors occur in basic or complex structures)

多人认为只要考生不犯语法错误就会得高分。这部分的得分是基于以下几个不同因素而评定的:

- 造句
- 分句的使用(从句等)
- 复杂句子结构的使用
- 时态的变化使用
- 错误密度(每个句子中的错误数量)
- 错误级别(错误出现在基本句型还是复杂句型中)

Grammatical Range and Accuracy 6

The candidate will be awarded a 6 in this section if the following is produced:

- A mixture of both basic and complex structures.
- Basic structures are produced accurately.
- Complex structures may contain errors.
- The grammar errors do not seriously influence meaning of the sentence.
- Tenses are usually formed correctly but not always used correctly.

A score of 6 in this section is not difficult to achieve. The candidate's language may contain quite a lot of grammar errors but these errors must occur in the examples of complex grammar. There should be examples of different tense formation, in particular, perfect and continuous tenses.

语言符合以下特征的考生在这个部分可得6分:

- 基本句型与复杂句型的混合使用。
- 准确地使用基本句型。
- 允许复杂句型出现错误。
- 语法错误不会严重影响句意。
- 时态构成通常正确,但允许使用时不总是正确。

这个部分不难得到6分。考生的回答可包含多处语法错误,但错误只能出现在复杂语法中。回答还必须包含各种不同时态,尤其是完成时和进行时。

Grammatical Range and Accuracy 7

A score of 7 is awarded when the candidate's language contains the following aspects:

- A wide range of sentence structures and tenses.
- Many examples of sentences without grammar errors.
- Some small grammar errors.

The description of a Grammar score 7 is quite simple.

语言符合以下特征的考生在这个部分可得7分:

- 多种句型结构和时态的变换使用。
- 多数句子没有语法错误。
- 允许一些小的语法错误。

“语法”7分的要求描述非常简单。

The main point here is that the candidate must produce many examples of sentences which do not contain errors. Most basic sentence structures must be correct. There must be examples of complex sentence structures and many examples of subordinate clause structures. Modals (would, could, should, may) should also be used correctly. There must be a range of different tenses (usually used correctly).

关键的一点在于考生的多数句子中不能包含错误,大多数基本句型必须正确。考生的回答还必须包含一些复杂句型和从句结构。情态动词(would, could, should, may)必须使用准确。回答还需包含一系列的时态变化(并使用正确)。

Grammatical Range and Accuracy 8

The 8 score in this section is quite simple to describe.

- Wide range of grammar structures and features.
- Wide range of complex sentence structures used correctly.
- Most sentences contain no grammar errors.
- There may be occasional grammar errors but these are probably careless mistakes and do not affect meaning.

An 8 score is awarded when the candidate can produce examples of most complex sentence structures and can produce most tenses correctly and use them in the right way. There are a few mistakes.

这部分 8 分的要求描述非常简单:

- 广泛使用语法结构及特征。
- 准确地使用大量复杂句型。
- 大多数句子不包含语法错误。
- 允许偶尔出现语法错误,但这些错误应为粗心引起的错误,并且不影响语意。

这部分得 8 分意味着考生能够使用大多数复杂的句型和大多数时态并使用正确。允许出现一些错误。

Problems with Grammatical Range and Accuracy

Grammar is a very important part of the English language. In spoken English, basic meaning can be communicated using basic grammar. Many IELTS candidates focus on “communicating” the answer to the question and as a result they produce basic grammar.

Another problem is the lack of perfect and continuous tenses. Native speakers of English produce quite a lot of these tenses when they speak. In general, Chinese speakers of English neglect these important tenses.

The next problem is the actual sentence type. Many candidates produce too many basic sentences. eg:

“I come from Chongqing. Chongqing is a mountain city. It is located in on the Chang Jiang River.” (three basic sentences)

语法是英语语言很重要的一部分。在口语中,基本的意思用基本语法便能达到交流的目的。很多雅思考生因过于注重“交流”,结果他们常使用基本的语法。

另一个问题是完成时和进行时用得较少,而以英语为母语的人在说话时则用得很多。总体来说,中国人讲英语一般都会忽略这些重要的时态。

下一个问题是句型的使用。很多考生基本句型用得太多。如:

"I come from Chongqing which is mountain-city located on the Chang Jiang River." (one complex sentence)

To score 7 in this section the majority of sentences should be complex sentences.

There is a section later in this book which gives advice and activities on tenses and sentence structures.

这部分得 7 分的标准是大部分句子应使用复杂结构。

本书后续将对时态和句子结构提供建议和练习活动。

Part 4: Pronunciation (Updated 1-9)

With effect from August 1st 2008, the marking scale for pronunciation will change in all IELTS speaking tests worldwide. Examiners will now be able to award band scores 1~9 instead of the older system of 2-4-6-8.

Candidates' pronunciation will be marked in the same way, but for the higher scores (7-8-9) there are one or two areas that have become more emphasized in the marking criteria; these are discussed below.

The most common myth about the "Pronunciation" section is that many people place too much importance on accent. The pronunciation score is influenced by accent but there are other important factors which influence the score.

"Pronunciation" covers the following language aspects:

- How easily the examiner understands what is being said.
- Word stress.
- Sentence stress.
- Intonation.
- Evidence of first language accent.

从 2008 年 8 月 1 日开始, 全球雅思考试口语部分的语音评分标准将会发生变化, 改为采用 9 分制(1~9), 而不是旧评分系统的 2-4-6-8 四个等级评分。

总体来说, 考生的语音还是采用相同的评分方法, 只是对于高分(7-8-9)的评分标准中一两个方面会更加强调和重视。下面我们将会具体讨论。

"语音"部分最常见的现象是很多考生过于注重口音。语音部分得分固然会受到口音的影响, 但还有其他更重要的影响因素。

"语音"部分的评分标准包括以下几个方面的要求:

- 考官能否轻易听懂考生所述内容。
- 单词重音。
- 句子重音。
- 语调。
- 母语的口音是否明显。

Pronunciation 6

To score 6 for pronunciation, a candidate must display the following:

- Examiner can understand most of the candidate's

语音部分得 6 分要求考生做到以下几点:

- 考官能够轻松地听懂考生所

- There are some examples of correct word stress and sentence stress.
- Some evidence of intonation.
- Some use of stress or intonation to emphasize important meaning.
- There may be some mispronounced words.
- A first language accent may still be present.

The key to scoring 6 in this section is to speak English clearly enough to be understood throughout. There is no need to try to reproduce a native-speaker accent (British, American, and Australian) in this band score.

- 有一些正确的单词重音和句子重音。
- 有正确的语调。
- 存在一些用重音或语调强调重要语意的用法。
- 允许一些单词发音错误。
- 母语的口音可能仍然存在。

这部分得 6 分的关键在于所说的英语足够清晰,始终能够让人听懂。在这个分数级别没有必要去模仿母语者(英国人、美国人、澳大利亚人)的口音。

Pronunciation 7

To score 7 for pronunciation, a candidate must display the following:

- Examiner can fully understand candidate's language (may have occasional problems).
- Examples of correct word and sentence stress used to emphasize or focus meaning.
- Use of intonation to emphasize important meaning.
- Able to vary speed of delivery to affect meaning.
- Able to divide utterances in "chunks" (see below).
- There may be some mispronounced words.
- A first language accent may still be present.

要想在语音部分得 7 分,考生必须做到以下几点:

- 考官能够完全理解考生所述内容(可能偶尔有点问题)。
- 能够运用正确的单词重音和句子重音去强调或凸显语意。
- 能够用语调强调重要的语意。
- 能够用不同的语速来影响语意。
- 能够将话语分割成一个个组合片段来表达(具体见下面)。
- 允许存在一些单词发音错误。
- 母语的口音可能仍然存在。

Pronunciation 8

The candidate will be awarded 8 in this section if the following requirements can be met:

- The examiner understands everything clearly and easily.
- The candidate uses pronunciation features to emphasize and alter meaning effectively throughout the interview.
- Intonation, word stress and sentence stress are used effectively throughout the interview.
- Fully able to use variation of speed volume and

达到以下要求的考生可以在语音部分得到 8 分:

- 考官能够清楚、容易地理解考生所述的所有内容。
- 考生能够在整个面试过程中运用语音特点有效地强调和改变语意。
- 考生在整个面试过程中能够有效地运用语调、单词重音和句子重音。
- 能够自如地改变语速、音量

pitch to effectively emphasize meaning.

- There may be evidence of a first language accent but this does not affect meaning or understanding.
- May have occasional minor problems with sentence intonation.

和音调有效地强调语意。

- 可能存在母语口音的痕迹，但不影响语意或理解。
- 可能在句子语调上偶尔有些小问题。

Pronunciation 9

The candidate will be awarded 9 in this section if the following requirements can be met:

- Fully demonstrates native-speaker style pronunciation and skillfully uses pronunciation devices to control meaning.
- Some minor evidence of first language accent may still be present but this has no effect on intelligibility.

达到以下要求的考生可以在语音部分得到 9 分：

- 能够完全表现出以英语为母语者的语音风格，并能巧妙地运用各种语音特点去调节语意。
- 可能存在少量母语口音的痕迹，但不影响理解。

Aiming for Pronunciation 7

The introduction of the band score 7 in pronunciation will benefit many candidates. In the past, because pronunciation scores were awarded 2-4-6-8, the absence of the score 7 meant that many candidates narrowly missed their target score of 6.5 or 7.0 simply because their pronunciation score was 6.

Now it should be easier to score 6.5 or 7.0 if the candidate can score 7 for pronunciation. Also, because there is now a pronunciation score of 9, the requirements for a pronunciation 8 have been lowered slightly; this means more candidates will be awarded a score of 8 for pronunciation. It should also be remembered that some candidates will be worse off under this new system of marking. There will be situations where examiners will award a 5 for pronunciation when in the older system (2-4-6-8) the score would have been 6.

关于语音部分 7 分要求的介绍将会使很多考生从中受益。过去，由于语音部分是按 2-4-6-8 四个等级评分，而没有 7 分这个等级，使得很多考生仅仅因为语音只有 6 分而与口语总分 6.5 或 7 分的目标失之交臂。

现在如果考生能够在语音这个部分得到 7 分，其口语部分总分将更容易达到 6.5 或 7 分。同样，由于现在语音部分有了 9 分这个等级，相应的语音达到 8 分的要求也稍稍降低了，这意味着更多的考生可以在语音部分得到 8 分。当然需要警惕的是，在新的评分系统下，有一些考生的分数会降低。因为有些在旧的评分系统本可以拿到语音 6 分的考生，可能由于某些情况现在只能获得 5 分。

The Skills Required for a Pronunciation 7

If candidates can focus on the following skills and techniques it will easier to achieve a 7 in pronunciation.

如果考生能够关注以下技巧，语音部分得 7 分也会更加容易。

1) Using variations in volume and pitch to highlight important meaning

E.g.: I suppose that I occasionally read magazines but I rarely pick a newspaper.

In this sentence we can increase the volume or pitch of the adverbs.

2) Using variation in speed to emphasize meaning

E.g.: I used to be quite into Yoga but more recently I've been getting into ballet dancing.

In this sentence we can slow down or stretch the phrases "used to" and "more recently" to emphasize the time comparison.

3) Dividing utterances into "chunks"

E.g.: (I recently went on holiday to Sanya) (which is a small resort on Hainan Island.) (I guess it's one of the most popular tourist destinations in South China because of its beaches.) (Of course you can find a wide variety of seafood there, things like crab, shellfish and lobster.)

Each "chunk" of speech can be delivered as one "flowing segment" where sounds at the start or end of words can flow into each other. This is also called "elision".

1) 运用不同的音量和音调去突出重要的语意

如：我偶尔会阅读杂志但几乎不会看报纸。

在这个句子里我们可以提高副词“偶尔”和“几乎不”的音量和音调去强调我们想要表达的重点。

2) 变化语速去突出语意

如：我原来非常喜欢瑜伽，但最近我逐渐喜欢上了芭蕾舞。

在这个句子里，我们可以在描述“原来”和“最近”时放慢语速或拉长语调来突出时间上的对比。

3) 将话语分割成一个个组合片段来表达

如：(我最近去三亚度假了。)(三亚是海南岛上的一个小旅游胜地。)(我想那里的海滩让它成为中国南方最受欢迎的旅游胜地之一。)(当然你也可以在那里享用各种各样的海鲜，比如螃蟹、贝壳类海产品和龙虾。)

这段话中的每一个部分都可以作为一个流畅的片段表达出来。其中的每一个流畅片段开头或结尾的词语都使各部分之间自然地过渡，而不是非常生硬地念出来。这就是所谓的“元音省略”。

The Marking System—The Overall Score

The candidate is awarded four different scores and the overall score is an average of these scores. For example:

Fluency and Coherence	5
Lexical Resource	5
Grammatical Range and Accuracy	6
Pronunciation	6
The average of these four scores	5.5

In the IELTS speaking test, scores are rounded up or down to the nearest half-band (5.0 5.5 6.0 etc), so in this example the candidate would score an overall 5.5 for speaking.

5.25 =

考生会有4个不同的得分，最后的总分是这些分数的平均分。例如：

在雅思口语考试中，最终分数一般取近似半分。因此，上面例子中考生得分为5.5分。

A Summary of the Marking System

In this section we have looked in detail at the way that the speaking test is marked. It should now be quite clear that in order to achieve a higher score, the candidate must produce the features specifically described in the marking system under that score.

One very important point to emphasize here is that the marking system does not include references to the following points:

- Interesting or original content
- Amusing or funny answers
- Polite or well-mannered attitudes
- Body language
- Eye contact
- Intelligent answers
- The truth
- Correct answers
- Opinions or ideas
- Appearance or dress code

So in fact it can be concluded that your speaking score is awarded purely on the basis of your spoken language. In theory it could be possible for a candidate to arrive at the interview in dirty old clothes, be impolite, invent answers, tell lies and hold unreasonable or controversial opinions and still achieve a high score if he or she demonstrated the features described in the marking system—i.e. native-speaker style spoken English. I can add an example from my own experience here. Many years ago in an IELTS speaking test, I interviewed a young lady who was arrogant, impolite, impatient and quite rude—I awarded this candidate a score of 8 because her spoken English matched the descriptions in the marking system for band score 8.

本节详细讨论了口语考试的评分标准。很显然，考生只有达到相应分数级别评分标准的要求才能得较高的分数。

这里需要强调的是，评分标准并不包含下列各参考点：

- 有趣或新颖的内容
- 滑稽可笑的答案
- 彬彬有礼的态度
- 肢体语言
- 眼神的交流
- 充满智慧的回答
- 真实的回答
- 正确的答案
- 观点或主意
- 外表或着装

因此，实际上考生的口语分完全是根据考生的口语水平来评定的。理论上考生进入面试室时即使穿着破旧脏乱、回答问题没有礼貌、臆造答案，并且讲假话、持不合理或有争议的观点，只要他或她的口语能体现评分标准所概述的语言特色，即本土英语风格，也能得高分。以笔者亲历的一次考试为例：几年前，笔者在主考雅思口语时碰到一位女士，她傲慢、无礼、没有耐心，而且粗鲁——但因为她的口语水平达到了8分的标准，笔者仍给她评了8分。



3 The Speaking Test Format

3 The Speaking Test Format

At the time of writing, the speaking test follows the format introduced in the year 2000. There are often “rumours” about changes to the format of the test. To date there have been no changes to the test format since it was first introduced in the year 2000. There are regular changes to the speaking test content, but the format remains the same.

All IELTS speaking tests follow a rigid structure. Wherever in the world you take your speaking test, you can expect your interview to follow the same pattern. Examiners are regularly monitored to ensure that they deliver the speaking interviews in the correct way as set by UCLES (the test designers).

Overall, speaking interviews are between 11 and 14 minutes in length. (Occasionally this may differ, for example if a candidate fails to respond to any questions, the interview will probably be shorter in length.)

The interview is divided into three clearly defined sections and each section focuses on different speaking skills and linguistic abilities. The criteria described in the marking system is the same for all 3 parts of the test and the score is awarded according to the candidates average performance across all three parts. This means that all three sections are generally “equal” in value. In theory it is possible for a candidate to achieve a reasonably acceptable score (5~6) even if he or she underperforms in one particular section as long as the other two sections produced a decent performance.

To achieve a higher score (7+) a candidate must demonstrate the features as described in the marking system in all three parts.

在写作本书时, 雅思口语考试仍沿用 2000 年制定的考试模式。尽管经常有考试形式会修改的传言, 但考试模式从 2000 年开始启用至今从未更改过。口语考试内容定期有些变化, 但考试形式一直没变。

所有的雅思口语考试都依照严格的考试模式进行。无论考生在世界上哪个地方参加雅思口语考试, 面试的模式都是一样的。为确保考官按照考试设立方(UCLES)制定的方式正确地给考生面试, 考官将受到定期监察。

总体来说, 口语面试时间一般为 11~14 分钟。(偶尔会有变化, 比如, 如果考生没能答上一些问题, 面试时间可能会缩短。)

口试被清晰地分为三部分, 每部分侧重不同的表达技能和语言能力。三部分的评分标准都一样。考生的最后得分是根据其在三部分的平均表现评定的。也就是说, 三部分的分量“均等”。理论上, 即使一个考生某部分表现欠佳, 只要另外两部分发挥很好, 仍可得 5~6 分。

考生要获得 7 分以上的高分, 三个部分均须达到评分标准的各项要求。

The Start of the Speaking Test

There is confusion surrounding the start of the test. Usually candidates will be shown to their interview rooms and they wait outside until the examiner invites them inside. The candidate is asked to sit down and the examiner will say the following:

“Good Afternoon, My name is..., can you tell me your full name please?”

Many candidates misinterpret this as the start of the actual speaking test and proceed to deliver a long answer describing their name and tell a story about how their name was given to them.

This is totally unnecessary because the examiner needs to know your name so that he is certain that he is interviewing the right person. The suitable response is:

“My name is ... (Mo Wenwei).”

Many candidates try to establish a conversation with the examiner at this stage; again this is totally unnecessary because this part of the interview is not being tested. So something like:

“Oh, you must be very tired today...”

is unnecessary because the test has not really started. Save your energy until the actual test has begun. The best way to deal with the start of the interview is to follow the examiner.

The actual speaking test will begin when you hear the words:

“In this first part I'd like to ask you some questions about yourself.”

In other words, everything you say after this point is being tested, anything you say before this point is not being tested.

The start of the speaking test (asking for candidate name and checking ID card) usually takes about 30 seconds to 1 minute. This time is not included in the interview time. The examiner starts timing the interview when the test questions begin.

总有人不知道考试何时开始。通常考生会被引领到面试房间门口候考,考官请考生进入时方可进入。考生被告知坐下后考官会说:

很多考生误以为口语考试这就开始了,于是便长篇大论地讲述自己的名字及其来历。

这大可不必,因为考官只是在核实考生姓名。考生应该这样回答比较恰当:

很多考生此时便急于和考官开始对话。这也没有必要,因为这不属于口语考试部分。像:

之类的话是不必要的,因为考试还没有真正开始。为考试节省点体力吧。口试开始后,考生最好的应对方式是跟着考官的节奏。

考生听到下面这句话时口语考试才正式开始:

换言之,从此刻起考生所说的话才算是考试内容,之前所说的都不算。

口语考试的开始(问考生姓名、核对身份证号)一般花30秒至1分钟的时间。这段时间是不计算在考试时间内的。考官开始问考试问题时口试才开始计时。

Part One of the Speaking Test

Part One of the speaking test lasts for 4~5 minutes.

Many people wrongly call Part One the “self-introduction” part of the test. This is an inaccurate description because although this section does ask some questions about your personal background, it also covers many other questions and topics. A more accurate description of Part One would be:

“Basic questions on familiar topics including your background, hobbies, interests, routines, lifestyle and habits.”

The examiner will select three topics in Part One. The range of Part One topics is quite extensive. (See the section on Part One skills.)

In general the first topic in Part One deals with your background and there are two possible paths.

[A] Where you live (your city, area where you live, street, house)

[B] Your studies, work, job

As a rule, the examiner will select either path A or B but NOT both. All candidates can expect to be asked questions on one of these topics areas.

After this first “personal” topic, the examiner will select two more topics based on hobbies, interests, routines, lifestyle and habits.

The number of questions asked in Part One varies for each candidate. The maximum number of questions for each topic is usually four or five and the minimum is two. This means that the maximum number of questions in Part One is between twelve and fifteen and the minimum is around six

口语考试第一部分时间为4~5分钟。

很多考生错误地把第一部分称为考试的“自我介绍”部分。这种理解并不准确，尽管此部分的确有一些涉及个人背景的问题，但也不乏其他的问题和话题。对第一部分较为准确的描述应该是：

“包括考生熟知的个人背景、喜好、兴趣、日常事务、生活方式及习惯等基本问题。”

考官将在第一部分选择三个话题，话题范围非常广泛。（参阅关于第一部分技能一节。）

一般来说，该部分的第一个话题一般会涉及考生的背景，有两种可能的选择：

[A] 考生住在哪儿（考生的城市、居住地、街道、房屋）

[B] 考生的学习、工作、职业

通常考官会选择其中之一，而不是两个都选。所有考生都会被问到其中某个话题的问题。

考官问完考生第一个“个人”话题后，会再问两个关于考生的爱好、兴趣、日常事务、生活方式及习惯的问题。

第一部分问题的多少会因人而异。每个话题一般最多为4~5个问题，最少为2个。也就是说，第一部分的问题数最多为12~15个，最少约为6个。

The number of questions asked in Part One depends on the length of time the candidate spends speaking. A candidate who produces long responses will be asked fewer questions because Part One is limited to four or five minutes. A candidate who gives short answers will be asked more questions.

Candidates often ask the question: "Is it better to give long or short answers in Part One?"

The answer to this question is quite simple. If you have read the earlier chapter on the marking system you should know that longer responses result in a higher score, so obviously in all parts of the speaking test longer answers are preferable to short answers.

在第一部分, 考生被问多少个问题取决于考生回答时间的长短。回答较长的考生被问的问题就少, 因为第一部分的时限为 4~5 分钟。反之, 回答较短的考生被问的问题就多。

考生经常会问: “回答第一部分问题时答案长好还是短好?”

答案非常简单。凡阅读过前面评分标准的考生都应该知道, 回答越长得分越高。因此, 在口语考试各个部分, 考生回答较长都比回答简短要好。

I Possible Topics for Part One

Where you live	Collecting things	Cooking
Your studies	Dancing	Weddings
Your job	Learning languages	Public transport
Hobbies	Rain	Travelling
Sports	Hotels	Names
Television	Relaxation	Restaurants
Music	Outdoor activities	Food
Reading	Memories	Birthdays
Email	Childhood	Seasons
Learning English	Weather	Flowers
Writing	Happiness	Birds
Clothes	Shopping	Photography
School (Primary school)	Films	Buildings
Friends	Weekends	Museums
Festivals	Going out in the evening	Cycling
Meeting new people	Animals	Healthy eating
The sea	Routines	Colours
Computers	Family	

This list of topics is not complete and every year more topics are introduced into Part One.

The important fact is that all of these topics should be quite familiar to you. Even if you don't like sport, you should be able to answer basic questions related to the topic of sport.

Another important fact is that the topics are "general". They are not specific to any particular country or region. This means that the questions on food for example are about food in general or food in your country, not specifically about "food in China".

One useful tip to remember about the Part One topics and questions is that they are designed so that every candidate in any country has an equal opportunity to fully answer ALL questions.

For example, you might be asked: "What food is popular in your country?" Or "What food do you like eating?" You will NOT be asked: "How do you make Chinese dumplings?" Or "Do you prefer noodles or rice?"

From the list of topics we can see that there are approximately 50 Part One topics (and this list is increasing every year). If there are five possible questions for each Part One topic then we can conclude that there are potentially 250+ questions in Part One.

This presents a problem. Most candidates prepare for their speaking test by preparing "specific answers" for "specific questions". It seems an almost impossible task to prepare 250+ answers. Even if this was possible, it would take an enormous effort and use up most of a student's preparation time and energy.

Most people who prepare in this way focus on the "content" of each answer and as we have already seen, content does not increase your score. Within the content they may be learning vocabulary for each question, but vocabulary only influences part of your score. Also it would be very difficult to learn 250+ sets of

以上并不是第一部分的全部话题, 每年还会增加更多新话题。

重要的是, 考生应该熟悉所列的全部话题。即使考生不喜欢体育运动, 也应该能回答与运动有关的问题。

另外重要的一点, 这些都是一般的话题, 并不针对某一具体国家或地区。也就是说, 像关于食物的话题, 就是关于一般的食物或是考生所在国家的食物, 并不一定具体指“中国的食物”。

值得注意的是, 第一部分这些话题及问题的设计是为了所有国家的考生都能有平等的机会回答所有问题。

例如, 考生会被问道: “你们国家最受欢迎的食物是什么?” 或者 “你喜欢吃什么?” 你不会被问: “你怎样包饺子?” 或者 “你喜欢面条还是米饭?”

从话题列表我们可以看到, 第一部分约有 50 个话题 (并且每年都在增加)。若每一话题有 5 个可能被提问的问题, 则可以推论第一部分有 250 多个可能被提问的问题。

这就产生了一个问题。由于大多数考生会针对“具体问题”准备“相应的答案”。要准备 250 个以上的答案似乎不大可能。即使有可能, 考生也得付出巨大的努力, 这几乎会耗费考生备考的大部分时间和精力。

以这种方式备考的考生多数只会把主要精力放在答案的“内容”上, 可如我们前边所讲, 这并不会帮助考生提高分数。考生可能想通过准备内容记住一些与每个问题相关的词汇, 但词汇只会影响考生部分得分。并且要

vocabulary.

Obviously, this is not a realistic preparation method for Part One of the test. We need to find an alternative way to effectively prepare for these topics and questions.

Most people are unaware that this huge list of topics and questions can actually be broken down into sub-groups. By this, I mean the questions themselves not the topics.

Look at the following Part One topic / question frame.

Hometown

Tell me about your hometown.

What do you like about your hometown?

Is there anything you don't like about your hometown?

Would you like to move to another city in the future?

Studies

Tell me about your studies.

What do you like about your studies?

Is there anything you don't like about your studies?

What would you like to do after your studies?

The two topics are completely different and the questions are completely different in their "content". There is however one very clear similarity.

The actual "question types" are the same. The answer to the second question in both questions would obviously be different in content but the structure and style of the answer should really be very similar.

Although the number of different topics and questions in Part One is enormous, the number of actual question types is quite limited.

For this reason, one very effective method for dealing with Part One is to focus on the question types. In the following pages, we will explore the different question types in Part One and develop structures suitable for each type.

记住 250 多个问题答案的词汇也是很困难的。

显然,第一部分以这种方法备考并不现实。我们得找其他方法来有效地为这些话题和问题做准备。

多数考生并没有意识到这一大堆的话题和问题其实是可以进行分类的。当然,能分类的主要是问题本身而非话题。

这两个话题完全不同,就“内容”而言,问题本身差异也很大。它们之间却有一个很明显的相似之处。

他们实际的“问题类型”相同。两组问题中第二个问题的答案在内容上明显不同,但答案结构和类型应该很相似。

尽管第一部分的话题和问题很多,但实际问题类型很有限。

因此,应对第一部分的一个有效的方法就是把重点放在问题的类型上。下面将主要讨论第一部分问题的类型,并提出适合每类问题的答案结构。

Question Type 1: “Basic Description” Questions

Look at the example question: “Tell me about your hometown.”

This seems like a simple question. Candidates must remember that the examiner is NOT asking this question because he or she wants to know something about your hometown.

Remember: The examiner is not interested in you, your life or anything you say. The examiner is doing a job. The job is to award a score for your spoken English in relation to the marking system.

So again we can see that content becomes irrelevant. The examiner is actually asking the following question: “Show me your ability to describe something (a place) and give me some town or city vocabulary.”

Look at the example answer:

“I come from Beijing. I am native of this city. Beijing is the capital of China. In Beijing there are many historical buildings. Beijing Duck is very famous—I always eat it with my friends.”

The problem with this response is that it “answers” the question but it doesn’t offer the examiner any evidence of your ability to describe something. A description needs to offer detailed and precise information and the points need to be developed in some way.

If we consider the marking system we can also add that the answer does not contain any features of native-speaker style spoken English.

- The answer is short / direct.
- It does not contain any linking words or phrases.
- It does not contain any redundant language.
- There are no examples of uncommon vocabulary.
- There is no idiomatic language.
- The grammar is correct but it is very basic grammar.
- There are no complex sentence structures.
- The tense use is limited.

请看例句: “说说你的家乡。”

这个问题看似很简单。考生必须记住, 考官问这个问题并不是因为他或她想了解你的家乡。

注意: 考官并不是对考生个人、考生的生活或考生说的任何内容感兴趣。考官是在完成他的工作, 即按照评分标准给考生的口语打分。

所以我们再次看出内容本身是无关紧要的。考官实际在问下面的问题: “展示你描述某事物 (一个地方) 的能力, 并包含一些关于城镇的词汇。”

该答案的问题在于尽管它 “回答” 了问题, 但考生没能向考官展示自己的语言叙述能力。叙述应包含详尽、准确的信息, 而且论点需以某种方式展开论述。

依照评分标准, 答案也没有体现任何本土英语口语的风格。

- 答案简短 / 直接。
- 不包含任何连接词或短语。
- 回答不包含任何冗词。
- 没有非常用词汇。
- 没有习语。
- 语法正确但均为基本语法。
- 没有复杂句子结构。
- 缺乏时态变换。

This answer is therefore typical of a lower score (4~5).

这种回答是典型的低分(4~5分)回答。

Now consider the following answer:

"Well as you can probably guess I come from Beijing and I have lived here all my life, although at the moment I'm studying in another city—Tianjin. I suppose if I had to describe Beijing, the first thing I would say is that it's absolutely enormous, maybe even one of the biggest cities in Asia I guess. It's so big in fact that even the locals have problems finding their way around. Another significant characteristic is that it offers examples of both classical and contemporary architecture. Actually some of the China's most renowned landmarks are "slap-bang" in the middle of Beijing.

This response is much better in quality than the first answer for the following reasons:

- It is long but doesn't move away from the topic/question.
- It contains redundant language.
- It contains linking phrases.
- It contains one idiom.
- It contains some uncommon vocabulary.
- The vocabulary is topic-specific.
- It contains examples of complex sentence structures.
- It contains a mix of tenses.
- The grammar is correct (even in the longer structures).

Because this answer meets many of the marking system descriptions required to achieve a higher score it would be typical of a score of 7+.

这个回答要比第一个好得多, 原因如下:

- 回答较长, 但是并没有偏离主题。
- 包含冗词。
- 包含连接性短语。
- 包含一个习语。
- 包含一些非常用词汇。
- 词汇切中话题。
- 包含复杂句子结构。
- 包含多种时态。
- 语法准确(即使在较长的句子中)。

由于这个回答符合高分的大多数评分要求, 因此一般能够得到7分以上的分数。

Activity

In the answer above find examples of the following:

- | | |
|----------------------|---|
| ◆ Redundant language | ◆ Uncommon vocabulary |
| ◆ Linking words | ◆ Idiomatic vocabulary |
| ◆ Linking phrases | ◆ Different tenses (how many are used?) |

Description Structures

When responding to description questions, you need to begin with a lead-in phrase. (This is an example of a linking device / redundant language). Possible lead-in phrases include the following:

OK then...

Alright...

Well, you know...

Actually...

Right, ok...

Well...

Well first of all...

We can add a “pointing phrase” next, to signal to the listener that the first point is coming. (This is another example of a linking device / redundant language.)

...the first thing I should mention is that...

...the point I'd like to begin with is that...

...I could start off by saying that...

...my initial point would be that...

...I need to start off by pointing out that...

...the main thing you need to know is that...

...I suppose I should begin by highlighting the fact that...

...you may (or may not) be aware that in fact...

...I really need to kick off with the point that...

Most of the above contain interchangeable words. Now you are ready to describe your first point.

Activity

Example question: “Tell me about the street that you live in.”

Think about one important point you can describe about your street (it could be location, size, appearance, the buildings etc.). Do not give the name as this is not really describing (and the name would probably be in Chinese so you would not be using examples of topic-related vocabulary.) Select a lead-in phrase and a pointing phrase.

- ◆ Now describe your first point.
- ◆ Choose different lead-in and pointing phrases and practice describing the first point about your street.

The first point needs to be developed with a complex sentence. Notice in the example how the candidate uses a structure with “that”.

“...the first thing I would say is *that* it's absolutely enormous, maybe even one of the biggest cities in Asia I guess.”

This is a simple but effective way to join your linking phrase with the detail sentence. The result is a complex structure. Notice how the candidate then uses another linking word “maybe even” to add more details.

○ Activity

Example question: "Tell me about your studies or job."

Choose a lead-in and pointing phrase. Introduce your first point and use a structure with "that". Add a linking word to introduce a detail about your first point. Now we can look at the full structure.

- (1) Lead-in phrase
- (2) 1st pointing phrase
- (3) Point 1
- (4) Linking word / phrase + detail about point 1
- (5) 2nd pointing phrase
- (6) Point 2
- (7) Linking word / phrase + detail about point 2
- (8) 3rd pointing phrase
- (9) Point 3
- (10) Linking word / phrase + detail about point 3

Examples of 2nd pointing phrases:

Another point which I could add is that...

A second feature which I should mention is that...

As well as that, I could say that...

On top of that I can also add that...

Also, I suppose I should say that...

Examples of 3rd pointing phrases:

And I shouldn't forget to mention that...

In addition to what I've just said, I can add that...

Something else that I need to comment on is that...

I guess I could also remark on the fact that...

So a complete response might look something like this:

"Well first of all, the main thing you need to know is that...(point 1)...In fact...(detail 1)...On top of that I can also add that...(point 2)...which means...(detail 2)...Something else that I need to comment on is that...(point 3)...So actually (detail 3)..."

○ Activity

Practice saying the full sample structure with your own points and details for the following questions:

Tell me about the house / flat you live in.
Describe your hometown.
Tell me about your job.
Tell me about your family.

Tell me about your city.
What is your main ambition?
What makes you happy?

Now write out your own full describing structure using the example phrases. Now practice using your structure for the questions above.

Summary of "Description" Questions

Most candidates will probably be asked at least one description question. This question is often one of the first questions in Part One. By producing style of answer we have just seen, the candidate is focusing on the marking system criteria and not "answering" the question. We have not looked at any vocabulary for any of the individual topics or questions—this can be found in the section on topic-specific vocabulary later in this book.

多数考生至少会被问到一个描述类的问题。这往往是第一部分里最先问的问题之一。如前面所给类型的参考答案,考生在作答时注重了评分标准的要求,而非只是在“回答”问题。我们还没有谈及关于某一具体主题或问题的任何词汇,本书稍后关于话题专用词汇一节将对此进行详细介绍。

Question Type 2: "Liking"

A very common type of questions in Part One is the "liking" questions. For example: "Do you like animals?"

As an examiner I have asked this style question hundreds of times. A common response might be something like:

"Yes, I like animals. I like cats and dogs because they are very lovely."

If you have read and understood what has been written so far in this book, you should be starting to see the problems with this answer. This answer lacks all the features common in native-speaker style English. The answer focuses 100% on content.

Expressing likes and dislikes is actually quite a large area of the English language and as a result there is a wide range of language available to express these functions. When the examiner asks, "Do you like animals?", your answer should display some ability to express these functions using a range of appropriate language.

"I like" and "I don't like" do not display any ability to skilfully

第一部分常见的一类问题是“喜欢”类问题。例如:“你喜欢动物吗?”

作为考官,这类问题笔者问过数百次。一般的回答是:

若考生已经阅读并理解本书前面所讲的内容,就应该能够看出上述回答的不妥之处。答案完全没有本土英语的风格,并且完全专注于回答内容本身。

由于对喜恶的表达在英语中是很广泛的话题,相应的表达方式也很多。当考官问“你喜欢动物吗?”,考生应通过使用适当的语言来表达喜恶,以此向考官展示自己的语言能力。

“我喜欢”或“我不喜欢”之类的回答都不能显示考生能巧妙或灵

cases, the examiner probably used “like” or “don’t like” in the question, so candidates who use these words are simply recycling the question words in the form of a statement.

For these questions, the first step is to find some alternative language for “liking”. The following expressions can be used for all general topics:

I’m fairly / pretty keen on...

I’m really into...

I’m quite a big fan of...

I simply adore...

I’m quite enthusiastic about...

I generally prefer... (use only when comparing)

Most of the adverbs are interchangeable in this list.

One advantage of the IELTS vocabulary marking system is that if you use an uncommon word incorrectly or in the wrong context, you will still get some credit for trying to use the word.

For example, if a candidate said:

“I’m quite enthusiastic about Korean food.”

Compare it with:

“I like Korean food.”

Native-speakers wouldn’t normally use the word “enthusiastic” to describe food, but the first sentence is better than the second because it attempts to use an uncommon vocabulary item (quite enthusiastic).

So don’t be afraid to use any of the words from the list—they are all worth more to your score than “I like” or “I enjoy”.

We return to the question: “Do you like animals?” The aim of our answer is to use about 3 or 4 “liking” expressions.

Look at the following answer:

活地表达喜恶的能力。由于多数情况下考官的问题中会使用“喜欢”或“不喜欢”的字样，考生仍如此作答就有重复使用词汇之嫌了。

回答这类问题时，首先应找出能代替“liking”的其他措辞。以下的表达可用于所有一般性话题：

I’m quite / pretty fond of...

I’m totally mad about...

I’m quite partial to...

I’m quite passionate about...

此表中大多数副词都可以互换使用。

雅思考试词汇部分评分标准的一个好处是，若考生误用或是在不恰当的上下文中使用了某一非常用词汇，仍会因为尝试用到那个词而得一些分。

以英语为母语的人一般都不会用“enthusiastic”来描述食物，但第一句比第二句好，因为第一句包含了非常用词汇 (quite enthusiastic)。

因此，要大胆使用列表里的词汇，它们比“I like”或“I enjoy”更有利于考生的得分。

让我们再次回到问题“你喜欢动物吗？”我们的回答要用到3或4个“喜欢”类的表达。

“Well to be quite honest, in general I would say that I’m actually quite keen on animals, but in particular I would probably have to say that I’m really into domestic pets like dogs. I guess the reason why I’m a fan of dogs is because I adore their loyalty and companionship. In addition to dogs I suppose I’m also pretty passionate about endangered species, especially dolphins and things like that and this is due to the fact I feel some degree of responsibility towards wildlife protection.”

○ Activity

How many “liking” expressions can you find in the answer? How many linking phrases can you find? How much redundant language is there? Find examples of uncommon or topic-specific vocabulary. (Note “things like that”—the meaning of “like” is not the same as the meaning in the question.)

Possible starting phrases for “liking” questions include:

Well in general I would say that...

Actually, I suppose that for the most part I’d probably say that...

Well, to be honest I should really say that...

Of course I think I’d have to say that...

Certainly I would definitely say that...

Well, I guess that generally speaking I would certainly say that...

Then select the first “liking” expression and add the topic word or a general category of the topic.

Example: “Well in general I would say that I’m quite passionate about Italian food; ...”

Now you need to add a linking word or phrase to introduce a specific type of the topic or category (eg, pizza).

...but in particular...

...particularly...

...especially...

...specifically...

...to be more precise...

...to be more specific...

...to be more exact...

...to be more accurate...

Now add your second “liking” expression with the specific type.

Example: “Well in general I would say that I’m quite passionate about Italian food, to be more specific, I would probably say that I’m really into pizza and pasta.”

Now add a linking phrase to introduce the first reason:

And I guess this is probably because...

This could be because...

This might be because...

This is due to the fact that...

I suppose the reason has something to do with the fact that

"Well in general I would say that I'm quite passionate about Italian food; to be more specific I would probably say that I'm really into pizza and pasta. This is mainly because my girlfriend is Italian so she always cooks Italian cuisine at home."

Now use a linking phrase to introduce your second point.

As well as this...

To add to this...

In addition to this...

Use another "liking" expression: "As well as this, I'm quite partial to vegetarian food."

Now be more specific:

"As well as this, I'm quite partial to vegetarian food especially things like bean curd. This could be because...I'm quite conscious of healthy eating and bean curd is a fat-free food and it's high in nutritional value."

So the complete structure looks like this:

"Well to be quite honest, in general I would say that I'm actually quite keen on..., but in particular I would probably have to say that I'm really into...you know, things like...I guess the reason why I'm a fan of...is because I adore...In addition to this I suppose I'm also pretty passionate about..., especially...and things like that, and this is due to the fact that..."

Use the structure above to answer the following questions:

What food do you like?

Do you like listening to music?

Do you like reading?

Do you like shopping?

What do you like about your hometown?

What do you like about your studies / job?

Now answer the questions using your own structure.

Question Type 3: "Disliking" Questions

"Disliking" questions are quite common in Part One of the speaking test. The answers can be very similar to the "liking" questions but with "disliking" vocabulary.

The following language can be used to express "dislikes".

I'm not so keen on...

I'm not really that fond of...

I'm not much of a fan of...

关于“嫌恶”的问题在口语考试的第一部分很常见。回答此类问题可以按回答“喜欢”类的问题方式作答，以表示“嫌恶”的词汇填充句子结构。

以下表达方式可用来回答“嫌恶”类的问题：

And for very strong “dislikes” use the following:

表达强烈的“厌恶”可用以下表述:

I totally detest...

I really can't stand...

• I absolutely loathe...

In your answer, try to use a “dislike” and a “strong dislike” phrase. Use the same style of structure as the “liking” answer but change the linking phrases.

在回答中试着使用一个表达“不喜欢”和一个表达“强烈厌恶”的词汇。用类似“喜欢”类回答的句子结构,但注意更换连接性短语。

Example:

“Is there anything you don't like about your hometown?”

“Of course I think I'd have to say that I'm not so keen on the weather. To be more precise, I really can't stand the summer months. This is due to the fact that the temperatures can get as high as 40 degrees so it can be quite uncomfortable if you don't have air conditioning in your house. In addition to this, I'm not really that fond of the public transport system. And I guess this is probably because the buses are too old and the seats are really hard, so long journeys are usually pretty bumpy.”

Now answer the following “disliking” questions using a similar structure:

用类似的结构回答下面几个“厌恶”类的问题:

Is there anything you don't like about your school / studies?

Is there any food you don't like?

What's the worst thing about shopping?

Are there any clothes that you don't like?

What type of weather do you dislike?

Summary of “Liking / Disliking” Questions

The most important thing is to avoid the simple vocabulary (like, dislike, enjoy, love, hate) and replace these with the expressions given in this chapter.

Many candidates put “likes” and “dislikes” in the same answer (usually the “liking” question). This is not wrong, but as we have seen, the answers to these questions can be quite long, so it is better to split them into two separate answers.

Remember: Give a developed answer to every question. In the past I have heard answers like these:

最重要的是,考生要避免使用简单词汇 (like, dislike, enjoy, love, hate), 尽量用本章所列的表达方式取而代之。

很多考生把“喜欢”和“不喜欢”都放在同一回答中(通常来回答“喜欢”类的问题)。这并没有错,但我们知道,这些问题的答案很长,将它们分成两个独立的回答比较好。

注意:对每个问题都应该展开回答。过去笔者曾经听到过这样的问答:

Do you like animals?—No, I don't like animals.

Do you like reading?—No, I like watching TV instead.

Is there anything you don't like about your hometown?—No, I like my city.

As a rule, if the examiner asks you if you like something, give a positive answer (yes) even if that answer is not true. In the same way, if the question is: "Is there anything you don't like about...?", you should also give a positive answer (yes).

Speaking positively is much easier than speaking negatively and it is easier to give reasons and examples to say "why" rather than "why not".

Remember: Base your answer on language not on fact or truth. You do not get any marks for telling the truth!

通常考官问考生是否喜欢某物时,一般应给予肯定回答,尽管这样可能与实际不符。同样,如果问题是:“关于……你有什么不喜欢的吗?”,也应给予肯定回答。

肯定的回答总比否定的回答容易,举出正面的理由和例子也比反面的简单。

注意:考生的答案应侧重于语言而不是事实。考生不会因为讲述事实而得分。

Question Type 4: "Types of" Questions

Another common type of questions in Part One is "types of" questions.

For example:

"Tell me about the different types of public transport in your city."

The most common problem with these questions is shown in the following answer:

"In my city there are many types of public transport, for example, buses, taxis, motorcycle taxis, trains, planes, ferries and mini-buses."

In this answer, the candidate lists seven types of public transport. However, the answer is 100% content and there is no evidence of native-speaker style language. Some candidates may believe that get one mark for every type of transport that they list but this is not true.

One reason for this answer is that in spoken Chinese it is quite common to give these "list" style answers.

A good answer to these questions should be structured and developed in the following way.

第一部分另一类常见的问题是包含"types of"的问句。

从下面回答可以看出回答这类提问时容易出现的常见问题:

考生在回答中列出了7种公共交通工具。这种回答完全侧重于内容,毫无本土英语风格。有的考生可能认为每答出一种交通工具就可得1分,其实不然。

得出这种回答的一个原因是“列举”在汉语口语中是很常见的回答方式。

好的回答应该按照下列方式组织句子结构并展开回答。

Begin with an opening phrase:

Well actually...

Sure, obviously...

OK, certainly...

Of course, you know...

Of course, it goes without saying...

Then use one of the following:

...there's quite a mixed variety of...

...there's quite a wide range of...

...there's a fairly broad range of...

...there's quite an extensive diversity of...

...there's quite a diverse mixture of...

So the opening line might be:

"Of course, it goes without saying that there's quite a mixed variety of public transport in my city."

Now use the following structure to introduce the first type:

But I guess the most + *adj.* ...would probably be...

However, I suppose the most + *adj.* ...could possibly be...

Though I think the most + *adj.* ...would potentially be...

Yet I imagine the most + *adj.* ...may well be...

Still, I suspect that the most + *adj.* ...could perhaps be...

In these structures you will need to select an adjective which fits the question. Here are some possible adjective suggestions:

在这些句型中, 考生要选择一个适合这个问题的形容词。下面给出了一些可供参考的形容词:

common	普通的	commonplace	平凡的	influential	有影响的
popular	流行的	frequent	频繁的	prevalent	流行的
fashionable	赶潮流的	trendy	时髦的	notorious	声名狼藉的
famous	出名的	well-known	知名的	crucial	至关重要的
widely-used	普遍使用的	widely-known	有名的	prominent	显著的
important	重要的	significant	意义重大的	widespread	普遍的
standard	标准的	conventional	传统的	celebrated	著名的
hip	新潮的	with-it	时新的	commonly-used	常用的
usual	平常的	customary	习惯的	commonly-known	众所周知的
current	现在的	fashionable	时髦的	notable	著名的
best-selling	最畅销的	up-to-date	最新的	renowned	有名的

So the first sentence could be:

“Of course, it goes without saying that there’s quite a mixed variety of public transport in my city. Though I think the most commonly-used would potentially be buses.”

Now use a phrase to add a detail:

The thing with buses is that...

I assume buses are so + *adj.* because...

The point I want to add about buses is that...

And what you have to realise with buses is that...

And the explanation for this could be that...

And the basis of this is that...

So the first part of the answer could be:

“Of course, it goes without saying that there’s quite a mixed variety of public transport in my city. Though I think the most commonly-used would potentially be buses. And the explanation for this could be that they are so cheap and reliable. In fact the average bus fare in my city is about one yuan for a single journey.

Notice that the detail sentence doesn’t repeat the word “buses”, instead it uses the pronoun “they” (some answers will need “it”).

注意，描述细节的语句没有重复使用单词“buses”，而是用代词“they”来替代（有些回答需要用“it”）。

Also notice that the detail sentence uses a linking word “in fact” to make a complex structure.

还要注意，描述细节的语句里用了—个连接词“in fact”来构成复杂句型。

Now use a linking phrase to introduce a second type.

Besides (buses), ...

As well as (buses), ...

In addition to (buses), ...

Another kind of (public transport) would be...

Another form of (public transport) worth mentioning could be...

A second variety of (public transport) would be something like...

A subsequent category would be something like...

So the next part of the answer might be:

“As well as buses, a second variety of public transport would be something like taxis.”

Add a linking phrase to develop the second type:

And the main characteristic of (taxis) is that...

And the unique aspect of (taxis) is that...

And one exceptional aspect with (taxis) is that...

Add the detail with a linking word to form a complex sentence:

“As well as buses, a second variety of public transport would be something like taxis. And one exceptional aspect with (taxis) is that they are certainly the quickest way to get around town. So if you’re in a hurry then taxis are the best bet (= the best choice).”

Now you need to add a vague end line:

And of course there’s the usual things like...

And obviously you can also find things like...

Likewise, as might be expected, there are things like...

And naturally, there are things like...

So the final sentence might be:

“Likewise, as might be expected, there’s things like ferries, motorcycle taxis and trains, although these are not as widely-used as the first two that I mentioned.”

So the finished structure might look something like:

“Of course, it goes without saying there’s quite an extensive diversity of...(topic) Still, I suspect that the most + *adj.* could perhaps be...(type 1) And what you have to realise with...(type 1) is that...In fact / so / but / because... (detail)

Another form of... (topic) worth mentioning could be...(type 2) And the main characteristic of ... (type 2) is that...(detail) (+ linking word / complex structure).

And naturally, there’s things like...(2 or 3 other types)”

Use the complete model structure to answer the following questions:

Tell me about the types of sports that are popular in your country.

What kinds of restaurants are popular in your country?

What types of shops can be found in your local area?

What types of things do people collect in your country?

What hobbies are common in your country?

What types of TV programmes are popular in your country?

Now design your own structure using the language options provided in this section.

Summary of "Types of" Questions

Don't repeat the adjective used in the question. Example:

"What kinds of restaurants are popular in your country?"

不要重复问题中的形容词。例如：

In your answer, don't use "popular". Example:

"Yet I imagine the most widespread may well be..."

不要在回答中使用"popular"。例如：

Sometimes candidates struggle to find content for these questions, because they generalise their answer too much. Example:

"What kinds of restaurants are popular in your country?"

有时考生难于找到回答这类问题的内容，因为他们的回答过于概括。例如：

If you say "Chinese restaurants", this is far too general and it is difficult to introduce other types of restaurants.

如果考生回答“中餐馆”，由于概括性太强，很难再介绍其他餐馆了。

See the individual topic sections later in the book for vocabulary ideas on types and kinds of particular topics.

关于某些特定类型话题的词汇，请参阅本书单独列出的话题部分。

Question Type 5: "Wh- / How Often" Questions

This question type is very common in Part One.

Look at the following examples:

How often do you go to the cinema?

Where do you usually buy your clothes?

When do you listen to music?

这种问题类型在第一部分非常普遍。

At what time of day do you usually read?

Who do you spend your weekends with?

The problem with these questions is that many candidates give very direct "information-focused" responses. It is quite common for candidates to respond to these questions in the following way:

Maybe once a week.

In New World Department store.

At weekends and in the evenings.

考生回答这类问题时常犯的毛病在于很多考生常直接给出侧重于信息的回答。下面就是考生回答此类问题的常见方式：

In the evenings before I sleep.

My parents or my friends.

As we have discovered, it is almost impossible to achieve a high score with this style of answer. The key to these questions is to answer the question with two or three different responses. Example:

如我们所讲，这类回答是不大可能获得高分的。回答这类问题的关键是要以两三种不同的答案作答。例如：

“How often do you go to the cinema?”

“Well to be honest, I think I would have to say that it really depends. Like for instance, if I have the money, then it's quite possible that I will watch a movie in the cinema, two or three times a month. You know cinema tickets are pretty pricey in China. Whereas in contrast, if I'm broke, it's more likely that I'll watch movies at home on DVD; you probably know that DVDs are quite cheap here, especially compared to the price of a cinema ticket.”

The key to the answer is the structure “it depends”. If you use this, you can produce a “situational contrast” which allows you to use contrast language (linking words).

答案的关键是“it depends”结构。用它引出“情形对比”，使考生能运用对比性语言(连接性词语)。

The first step is to select an opening phrase:

Well to be honest...

Actually to be fair...

In actual fact...

Well in truth...

Well in all fairness...

In fact, in all honesty...

Now select a “depends” phrase:

...I think I would have to say that it really depends.

...I suppose I would have to maintain that it kind of depends really.

...I imagine that it would depend on the situation.

...I guess my answer would be determined by different conditions.

Now select a linking phrase:

Like for instance...

Like more specifically...

You know like, to be exact...

More precisely like...

Like, to be more direct...

Notice that all of these linking phrases include the word “like”. In these structures “like” is a conjunction used as a meaningless filler word. This is very typical of informal native-speaker English.

值得注意的是，这些连接性短语中包括“like”一词。它在这些结构中是一个连接词，被用作没有具体含义的填充词。这也是本土非正式英语的典型特点。

It is important to get the next step exactly right. The success of this structure relies on the following conditional grammar structure:

下一步说得正确是非常重要的。这种句子结构的成功取决于下列条件句：

Select one of the following:

If (situation A) ...then I will most likely...

If (situation A) ... then it's quite possible that I will...

If (situation A) ...then as a consequence I will probably...

If (situation A) ...then I will definitely...

Your answer is going to compare two different situations or conditions. These can be quite flexible. Here are some possible ideas to use:

考生的回答将对比两种不同的情形或状况。这些可以非常灵活。下面给出一些可行的选择:

Situation A

Weekdays

Summer

Good weather

Term time

If I'm alone...

If I've got a lot of time...

Situation B

Weekends

Winter

Bad weather

School holidays

If I'm with friends...

If I'm fairly busy...

So the opening sentence might be:

"Well in all fairness, I imagine that it would depend on the situation. Like for instance, if (situation A)...then I will most likely... so / because / in fact..."

Answer the following question, introducing one situation. (Develop the situation using a complex structure.)

回答下面的问题,并介绍其中一种情形。(用复杂句型对这种情形展开论述。)

"How much time do you spend listening to music?"

(If possible try to avoid repeating the question vocabulary "listening to music".) Now you can compare situation A with situation B. Add a compare linking phrase:

(尽可能避免重复使用问题中的词汇"listening to music".) 现在将情形 A 与 B 进行对比。添加一个对比关联词:

Whereas in contrast...

Though, at the same time...

Whereas on the other hand...

While, oppositely...

Select one of the following:

If (situation B) ...then it's more likely that I'll...

If (situation B) ...then it's almost certain that I will...

If (situation B) ...then I will almost always...

If (situation B) ...then I will most certainly...

Remember to develop situation B with a complex structure.

注意用复杂句型对情形 B 展开论述。

Now answer the following questions using the fully developed structure for two situations. (If you want to give a longer response you could even introduce a third situation.)

现在用充分展开论述的结构回答以下的问题。(如果考生想作出更长的回答,还可以介绍第三种情形。)

How often do you go to the cinema?
 Where do you usually go shopping?
 When do you usually read?
 At what time of day do you usually listen to music?
 Who do you spend your evenings with?
 When you go out in the evenings, what do you usually do?
 How often do you play sports?
 How often do you eat out in restaurants?

Summary of “Wh-/How often” Questions

If you follow the example structure, make sure that you choose two situations that are very different. It is easier to contrast two clearly different situations.

Make sure that you use “if” and “will” for both situations. This is a fairly complex grammar structure but it is easy to construct accurately. This type of answer directly influences the “Grammar” score and the “Fluency” score in your speaking test.

如果考生采用上述的结构, 务必选择两种不同的情形。因为两种截然不同情形对比起来更容易些。

务必两种情形都使用 “if” 和 “will”。这个语法结构稍微有些复杂, 却很容易准确地造句。这种回答将直接影响考生口语考试中 “语法” 和 “流利性” 两项的得分。

Question Type 6: “Yes / No” Questions

In Part One, the examiner might ask you questions which appear to be direct “Yes / No” questions.

考官在第一部分可能会问一些直接的 “是 / 否” 简单疑问句。

Look at the following examples:

Do people wear special clothes at weddings in your country?
 Is watching TV a popular activity in your country?
 Do you think it is important to play sports / do physical exercise?
 Is fast food popular in your country?
 Is healthy eating important?
 Can you play a musical instrument?
 Do you think it's important for children to learn to play a musical instrument?
 Is food expensive in your country?
 Is education free in your country?
 Do you think you are an ambitious person?

A common problem with these questions is that many candidates begin their answer with a direct “Yes” or “No” and then give one or more details to explain their answer.

对于这类提问, 很多考生的回答问题出在直接用 “是” 或 “不是” 来回答, 再辅之以细节进行解释。这并不

This is not wrong, but these answers are often too simple in grammar structure and lack the essential linking phrases.

A better answer is to answer BOTH “Yes” and “No”. By doing this you will produce a response with better quality language structures.

Look at the following example:

“Is healthy eating important?”

“Yes, healthy eating is important, because...”

If you answer in this way, you are limiting your answer to a fairly basic structure.

Now look at the next example:

“Well in actual fact, if I think about it, I guess that in many ways it's fairly important, especially when you consider that a healthy diet can help to prevent a variety of diseases and health problems such as diabetes and obesity. But you also have to understand that eating unhealthy food in moderation is not overly harmful. In fact unhealthy food is often tastier than healthy food so I guess it's fine to eat a little junk food now and then. So all in all I guess my answer would have to be yes and no.”

It is possible to use this type of structure for many, but not all, “Yes / No” questions.

Look at the list of questions at the beginning of this section and decide which ones you would be able to answer with this structure.

The structure can be built in this way. First, use an opening phrase:

Well in actual fact, if I think about it, I guess that in many ways...

OK, well in reality, I suppose that to some extent...

Alright, I guess that on the one hand...

Well certainly in some ways...

Now make your first statement (eg, It's fairly important...). Develop the first statement using a linking structure:

...especially when you consider that...

...particularly if you think about the point that...

错,但其语法结构过于简单,往往缺少重要的连接性短语。

同时用“是”和“不是”回答这类问题比较好。这样考生就能用更好的语言结构作答了。

如果这样回答,考生就把回答局限在一个比较基本的结构上了。

大部分但不是全部的“是 / 否”类问题都可用这种结构来回答。

看看本节开始所列出的问题,判断哪些可以用此结构回答。

结构可以这样组织。首先,使用一个开篇短语:

现在开始第一点陈述(比如: It's fairly important...)。用一个连接性结构展开第一点陈述:

...especially with regard to the point that...

...and this is definitely the case with...

Try using this structure to give a “Yes” answer for the following questions:

试着使用这种结构对下面的问题作一个肯定的回答：

Is crime a problem in your country?

Do people in your country often keep pets?

Is it always good to be ambitious?

Now you need to introduce your “No” answer. First use a linking phrase:

现在要作出否定回答了。首先使用一个连接性短语：

But you also have to understand that...

Even so, you could also say that...

At the same time you could say that...

After describing your “No” answer, you can “round-off” the answer with one of the following phrases:

叙述完否定回答之后，可以用下面的一个短语进行“结尾”：

So all in all I guess my answer would have to be yes and no.

So on the whole I suppose the answer has to be yes and no.

So all things considered I guess the answer is both yes and no.

So in the main, I suppose the answer is probably yes and no.

Use the full structure to answer the following questions:

用完整的结构回答下面的问题：

Do many people work on farms in your country?

Is food expensive in your country?

Is public transport expensive in your country?

Do you think that it is important to spend time alone?

Some “Yes / No” questions in Part One cannot use this “Yes and No” style of response. Look at the following questions:

第一部分有一些“是/否”类问题不能用“是与否”这种部分肯定部分否定的回答模式来作答。看看下面的问题：

Is watching TV a popular activity in your country?

Can you play a musical instrument?

Are friends important to you?

With questions like this it may be difficult to answer both yes and no. It is probably much easier to give a “Yes” answer. Use the structures given to introduce your “Yes”

像这样的问题可能很难从正反两方面来回答。可能给一个肯定的答案会容易得多。使用所给的结构来引

idea and then develop this single idea with one or two reasons or details.

出考生肯定的观点,然后用一两个原因或细节来展开这一观点。

Summary of “Yes / No” Questions

The most important thing is to avoid repeating the question structure with a “Yes” or “No”. Example:

“Is fast food popular in your country?”

“Yes, fast food is very popular in my country, especially...”

As we have seen before, repeating the question structure does not have any significant influence on your score, so if you want a high score—DON’T DO IT!

With these questions you need to think quite quickly, especially if you want to give a “Yes and No” style answer. You don’t need to have wonderful ideas for your “Yes and No” answer, just something that gives you the chance to use the structure. Remember—the examiner is not marking your ideas.

最重要的是应避免用 “Yes” 或 “No” 重复问题的结构。例如:

我们知道,重复问题的句子结构对得分没有帮助,所以如果想得高分——就別那样做!

被问到这类问题时,考生要快速思考,尤其是如果想选择用 “是和否” 的模式回答。考生不必想出极棒的观点来回答,只要是能让你有机会用到该结构的观点就行。切记:考官不是为考生的观点打分。

Question Type 7 : “Would” Questions

Look at the following questions:

Would you like to move to another city in the future?

Would you like to change your job?

Would you like to live near the sea?

Would you like to learn another foreign language?

Would you like to be in a film?

What would you like to change about your city?

What would you like to change about your school (school in the past)?

Would you like to change your name?

When the examiner asks these questions, he or she is listening carefully to one aspect of your answer. What do you think is the most important aspect of your answer for these questions?

考官问此类问题时,他或她会非常认真地倾听考生回答中的某一方面。你认为回答这类问题最主要的方面是什么?

Look at the following example:

"Would you like to change your name?"

"No, I don't want to change my name. In fact I think I'm really fond of my name because it has quite a deep and significant meaning, and as well as this, my mother chose it for me so she doesn't want me to change it. Actually I am sure I will never change my name!"

Is this a good answer?

What is good about this answer?

What is missing from this answer?

The grammar aspect of these questions is very important. As a basic rule, if the question uses "would", then you need to include at least one example of "would" (or might / could) in your answer.

For most of these questions, you should use the second conditional tense in your answer. In fact the examiner is expecting you to produce an example of this verb tense.

The form of the second conditional is quite simple:

If + past simple, would / could / might + infinitive verb.

eg: If I lived near the sea, I would be able to eat fresh seafood.

If I had the time, I would go for travelling.

The second conditional is used to talk about a present or future time, to describe an event that is unlikely (hypothetical).

eg: If I worked in a factory, I would be tired every day! (But I don't work in a factory and it's unlikely that I will work in a factory in the future.)

这是一个好的回答吗?

这个回答好在哪里?

回答中漏掉了什么?

这些问题中的语法这个方面非常重要。基本原则就是,问题中若出现"would",考生至少得在答案中也用一次"would"(或者是 might / could)。

对于大多数这类问题,考生应该用条件句时态来回答。事实上,考官期待的就是听到考生使用这种动词时态。

条件句时态的格式非常简单:

条件句时态用以谈论现在或将来时间发生的事,描述一件不可能的(虚拟的)事情。

○ Activity 1

Think of one basic second conditional structure for each question: use positive sentences. Try to use different words for each example.

eg: "Would you like to move to another city in the future?"

"I would like to change cities if I had the chance." Or "If I had the chance I would like to move to another city."

Would you like to change your job?

Would you like to live near the sea?

Would you like to learn another foreign language?

Would you like to be in a film?

What would you like to change about your city?

What would you like to change about your school?

1]

- Would you like to change your name?
- What job would you like to do in the future?
- Would you like to live in a foreign country?
- Would you like to be a professional photographer?

When you add a reason or detail, you need to use more second conditional structures:

- eg: "Would you like to move to another city in the future?"
- "I would like to change cities if I had the chance, because if I lived in a different city I would make lots of new friends and I could try lots of new kinds of food. Also I might be able to find a well-paid job."

○ Activity 2

Go back to the previous activity questions and develop your answer with details or reasons, using more examples of the second conditional. (Try to use some examples with "might" and "could".) For some of these questions it is possible to use a negative form.

- eg: "Would you like to move to another city?"
- "No I wouldn't like to move to another city, because if I lived in another city I wouldn't have any friends."

Try to make some negative sentences for the questions (remember your details and reasons can be either positive or negative structures, but they should be second conditional).

Sometimes candidates begin these questions with: "I never thought about it." This is not a good example of native-speaker language. The following structures can be used to begin your answer.

- Well, quite honestly I don't think I've ever thought about that, but I guess...
- Actually, this isn't something that I've ever considered, but in short...
- I'm not really sure how to put this, but I suppose generally speaking...

Look at the following complete structure:

"Would you like to move to another city?"

"Actually, this isn't something that I've ever considered, but in short I suppose I would possibly consider moving cities, especially if I had the chance to move to a coastal city like Xiamen or Sanya. If I lived in a seaside city I would be able to hang out on the beach every day and I would also have the opportunity to get into water sports like scuba—diving and possibly surfing."

Notice how the first structure used "verb+ing": "I suppose I would possibly consider moving cities..."

This structure is much more complex than the basic: "I suppose I would like to move to another city..."

Try to use one of the following structures for your first structure.

I imagine I would possibly think about (verb + ing)...

I guess I would maybe contemplate (verb + ing)...

I would perhaps reflect on (verb + ing)...

Look at the activity questions again and try to use one "verb + ing" structure for each. Try to use a different verb from the question verb.

eg: "Would you like to learn another foreign language?"

"Well, quite honestly I don't think I've ever thought about that. But I guess I would maybe contemplate taking up a new language."

Now practice developing all of the "Would" questions in this section.

Summary of Part One Question Types

In Part One of the speaking test, most of the questions asked will be one of the seven types described in this section. There may be one or two questions that are not covered, but most candidates will find that all of their part one questions are covered by these seven types.

If the examiner asks a question that is not covered by these seven types, just remember the following rule:

Long response — Linking phrases — Complex sentence — Redundant language
(较长的回答 —— 连接性短语 —— 复杂的结构 —— 冗词)

One obvious question that has not been described in this section is the "Why" question. These questions are more common in Part Three but they occasionally appear in Part One. See the Part Three question types later in this book for ideas on how to answer these questions.

口语考试第一部分的大多数问题均属于本节讨论的7种类型之一。可能会有一两个问题不属于这7种类型,但多数考生会发现他们第一部分的所有问题都包含在这7种类型的范畴内。

若发现考官的问题超出了这7种类型,可以记住下面的原则:

本节未讨论以"Why"提问的问题。这类问题在口语考试第三部分较多,但偶尔也出现在口语考试第一部分。请参看本书后续对第三部分问题类型的介绍来了解如何回答这类问题。

In this section each Part One topic is presented with possible questions and example uncommon vocabulary and idiomatic language relevant to that topic. (Remember—one of the most important aspects of the marking system is uncommon and idiomatic vocabulary.)

Most of the idioms have been explained in simple English, but the vocabulary has not been translated into Chinese.

You should use these topic pages as a learning tool. Select one or two topics per day and use a good dictionary to translate the words yourself; in this way you will be actively learning the new vocabulary. You will find it easier to remember the words if you have translated them yourself.

本节中每个第一部分话题都附有可能出现的问题和与话题有关的非常用词汇和习语(注意——评分标准最重要的一个方面就是非常用词汇和习语的使用。)

大多数习语已用简单的英语解释,但是词汇并未翻译成中文。

考生应该把这些话题作为一种学习工具。每天选择一两个话题,用一本好的词典自己翻译这些单词;这样考生可以主动地识记生词。考生会发现,如果自己进行翻译,记住这些单词会较轻松。

Topic 1 : Where you live

Tell me about your hometown / street / apartment.

What do you like about your hometown / street / house / apartment?

Tell me the good things about your house.

Is there anything you don't like about it?

Would you like to move to another city / street / house / apartment?

What would you change about your city?

Would you recommend your area / street as a good place to live?

► Nouns

winding street	suburb	architecture	back alley
the locals (= people)	local cuisine	shopping	district
residential area	estate	neighbourhood	municipality
apartment complex	capital		

► Adjectives

sprawling	regionally important	commercial	powerful
unique	distinctive	built-up	affluent
industrial	provincial		

► Idioms

run down (= in bad condition)

Some areas are *run-down*.

up-market / chic (= fashionable)

Some neighbourhoods are becoming very *up-market / chic*.

Topic 2a : What you do—your job

Tell me about your job. / What job do you do?

Why did you choose this job?

What do you like about your job?

How long have you been doing this job?

Is there anything you don't like?

► Nouns

profession

line of business

occupation

line of work

► Verbs

be involved in

share responsibility for

work within a team

► Adjectives

hectic

exhausting

taxing

intricate

undemanding

► Idioms

work flat out (= work very hard)

Sometimes I have to *work flat out*.

on the go (= very busy)

I'm always *on the go*.

get to the bottom of (= solve)

I have to *get to the bottom of* problems related to...

pull out all the stops (= make a special effort)

When it's busy I have to *pull out all the stops*.

take charge of (= manage)

I often have to *take charge of* the whole department.

pick up the pieces (= take responsibility)

When there's a problem I have to *pick up the pieces*.

Topic 2b : What you do—your studies

What are you studying?

Where are you studying?

Why did you choose this college / university?

What's good about where you're studying?

What would you like to do after your studies?

► Nouns

schoolwork

branch of learning

field of study

discipline

lecturer

theory

► **Verbs**

revise	comprehend	succeed in
become skilled in		

► **Adjectives**

hands-on (= practical)	job-related	theoretical	reputable
highly regarded	compulsory	optional	

► **Idioms**

pass with flying colours (=pass with a high score)

I *passed* my entrance exam *with flying colours*.

sail through (=finish sth. easily and quickly)

I can usually *sail through* all my assessments.

to flunk (=to fail / perform badly)

I always seem to *flunk* my compulsory maths tests.

cross that bridge when sb. come to it (=deal with a problem when it arrives)

I'm not worried about that now—I'll *cross that bridge when I come to it*.

Topic 3 : Hobbies / Free-time activities

Do you have any hobbies?

What do you do in your free time?

What hobbies / free-time activities are popular in your country?

Is it important to have a hobby?

Why is it important for people to have free-time activities?

Is it harmful to spend too much time on a hobby?

What free-time activities would you like to try in the future?

► **Nouns**

leisure pursuit	spare time	pastime
-----------------	------------	---------

► **Verbs**

amuse oneself by	unwind by	kill time by
------------------	-----------	--------------

► **Adjectives**

fascinating	captivating	time-consuming	appealing
-------------	-------------	----------------	-----------

► **Idioms**

take up (= start)

I've recently *taken up* swimming.

take part in

I frequently *take part in* group activities like...

get into (= enjoy)

Recently I've been *getting into* fishing.

have a go at (= try)

I'd really like to *have a go at* scuba diving.

idle away the hours (= spend time)

In my time off I often *idle away the hours* by playing guitar.

Topic 4: Sports

Do you like playing sports?
How often do you play sports?
What sports are most popular in your country?
Do you think it is important to play a sport?
What sports would you like to try in the future?
Do you prefer watching or playing sports?

► Nouns

team game spectator sport physical activity squad
solo sport

► Verbs

compete challenge get fit lose weight
stay healthy

► Adjectives

strenuous physical energizing revitalizing

► Idioms

have a crack at (= had a try at) I *had a crack at* baseball but it was too strenuous for me.
get into shape I've been trying to *get into shape* by going to the gym.

Topic 5 : Television

Do you like watching TV?
How much time do you spend watching TV?
When do you usually watch TV?
What types of TV programme do you like watching?
What types of TV programme are popular in your country?
Why do children like watching TV?

► Nouns

telly (= TV) episode series soap opera
documentary mainstream sitcom audience
viewer

► Verbs

turn on / off / over tune in sit in front of the telly broadcast
repeat produce televise

► Adjectives

witty	enlightening	mind-numbing (= boring)
televised	live-broadcast	attention-grabbing (= interesting)
pre-recorded		

► Idioms

watch the box (= watch TV)	I often <i>watch the box</i> at weekends.
channel surf (= change TV channels frequently)	I usually sit in front of the telly and <i>channel surf</i> .

Topic 6 : Music

Do you like listening to music?
 What types of music do you like listening to?
 Where do you usually listen to music?
 Can you play any musical instruments?
 Do you think it's important for children to learn to play a musical instrument?
 Do you prefer listening to live performances or recorded music?

► Nouns

harmony	melody	lyric	synthesizer
concert	gig (= concert)	album	tune
portable	CD player	MP3 player	a hit record

► Verbs

download (MP3's)	burn CD's	put on a CD / piece of music
------------------	-----------	------------------------------

► Adjectives

funky	catchy	soothing	atmospheric
-------	--------	----------	-------------

► Idioms

blow one's mind	The music was so amazing it <i>blew my mind</i> .
set sth. to music	The composer managed to <i>set the lyrics to music</i> .
chill out to (= relax)	I often <i>chill out to</i> atmospheric ambient music.

Topic 7 : Reading

Do you like reading?
 How often do you read?
 What do you like to read?
 Where do you usually read?
 Do you read for pleasure or to get information?

► Nouns

a work of fiction
poetry

biography
author

novel
literature

novelist
best-seller

► Verbs

scan
flip through

skim

browse

flick through

► Adjectives

fictional

gripping

contemporary

classical

► Idioms

read up on (= read about)

I often *read up on* modern literature.

have one's nose in a book (= read a book)

I always *have my nose in a book*.

a coffee-table book (= a large book that one leaves
on the table, often with photos etc.)

I sometimes flick through *a coffee-table book*.

Topic 8 : Email

How often do you use email?

What do most people in your country use email for?

What are the advantages of email?

Are there any disadvantages?

Do you think that email will replace letter-writing?

► Nouns

email account

electronic message

attachment

spam (= junk mail)

commercial correspondence (= business communication)

cyberspace

► Verbs

send out

deliver

delete

► Adjectives

web-based

prompt

speedy

virtual

time-consuming

► Idioms

snail mail (= sending letters through the post)

Snail mail is extremely time-consuming.

lost in cyberspace (= lost somewhere on the Internet)

Sometimes emails get *lost in cyberspace*.

at the push of a button

With email you can send a message *at the push of a button*.

Topic 9 : Learning English

How long have you been learning English?

What do you find difficult about learning English?

What advice would you give to someone starting to learn English?

Would you like to learn another language in the future?

► Nouns

expression

irregularity

syntax

learning

strategy

► Verbs

become skilled at sth.

make progress

recall

► Adjectives

tough (= difficult)

effortless (= easy)

intricate

► Idioms

learn by heart (=remember)

It's quite tough to *learn* expressions *by heart*.

swot up on (= learn)

I find it effortless to *swot up on* the irregular verbs.

block out (= ignore)

It's a good idea to *block out* your first language.

Topic 10 : Writing

How often do you write something by hand?

What types of things do you usually write by hand?

Do you think it is important to have good handwriting?

What are the advantages of writing something by hand?

► Nouns

handwriting

calligraphy

correspondence

script

diary

journal

► Verbs

scrawl

scribble sth. down (=write sth. quickly)

keep a diary

► Adjectives

hand-written

illegible

sloppy (= untidy)

clear (= tidy)

personal

► Idioms

put pen to paper (= write by hand)

I don't *put pen to paper* very often.

put...in writing

A diary is a cool way to *put* your thoughts *in writing*.

jot down (= write quickly)

I might *jot down* a new idea in my notebook.

Topic 11 : Clothes

What types of clothes do you like wearing?

Where do you usually buy your clothes?

Did you wear a school uniform when you were younger?

What can we learn about a person from the clothes that they wear?

► Nouns

clothing

garment

trend

clothes

boutique

► Verbs

flaunt

show off

dress up

► Adjectives

stylish

chic

well-made

hard-wearing

► Idioms

the in thing (= fashionable)

This summer, baggy jeans are *the in thing*.

at the height of fashion (= fashionable)

Sports clothing is *at the height of fashion*.

up-to-the-minute (= the most recent)

I don't really follow *up-to-the-minute* fashions.

dressed to the nines (= wearing very formal clothes) If a person is *dressed to the nines*, then it usually means they want to impress someone.

Topic 12 : School (that you went to when you were younger—NOT your current school)

Tell me about a school that you went to when you were younger.

What did you like about that school?

What subject did you like best at that school?

What would you like to change about that school?

► Nouns

rules and regulations

subject matter

curriculum

tutor

► Verbs

cram (=remember a lot of information in a short time)

clarify

punish

reward

assess

► Adjectives

monotonous

thought-provoking

authoritarian

easy-going

► Idioms

off by heart (= remember 100%)

We had to learn all our lessons *off by heart*.

off the top of one's head (= without any help)

We had to recite famous stories *off the top of our heads*.

come down like a ton of bricks (= punish severely)

My maths teacher used to *come down* on us *like a ton of bricks* if we couldn't work out some problems.

Topic 13 : Restaurants

How often do you eat out in restaurants?

What types of restaurants do you like best?

What types of restaurants are common in your city?

What are the advantages of eating out in restaurants?

(See Topic 31: Cooking and Topic 36: Food.)

► Nouns

eatery

cuisine

meal

speciality dish

delicacy

service

décor

setting

► Verbs

eat out

dine out

feast on

sample

► Adjectives

regional

swanky

posh

low-cost

unsophisticated

► Idioms

not as good as it's / they're cracked up to be (= not as good as people say)

Lots of the posh restaurants are *not as good as they're cracked up to be*.

run of the mill (= average, typical)

In my neighbourhood there are quite a few *run of the mill* eateries.

set sb. back (= cost sb. an amount of money)

The swanky restaurants will *set you back* quite a lot of money.

Topic 14 : Friends

How much time do you spend with your friends?

What do you usually do with your friends?

Do you prefer spending time with your family or friends?

Is friendship important to you?

► **Nouns**

companion	acquaintance	best-buddy (<i>US</i>)	best-mate (<i>UK</i>)
company	sibling	shared interests (= similar hobbies)	

► **Verbs**

get together	hang out with	socialize
--------------	---------------	-----------

► **Adjectives**

sociable	gregarious	out-going	chummy
extrovert	introvert		

► **Idioms**

own flesh and blood (= family, relative)

Obviously my siblings are my *own flesh and blood* so I love them very much.

soul mate (= best friend)

I usually hang out with my *soul mate*.

a sounding board (= a good person to talk to)

I can use my best mate as a *sounding board* when I have problems.

Topic 15 : Festivals

Do you often celebrate festivals in your culture?

What do people usually do during festivals?

Which is your favourite festival?

Do you think festivals are important?

► **Nouns**

celebration	festivity	reunion	family get-together
ceremony	ritual	legend	folklore

► **Verbs**

celebrate	reunite	revisit	pay one's respects to
-----------	---------	---------	-----------------------

► **Adjectives**

cheerful	customary	long-established	time-honoured
----------	-----------	------------------	---------------

► **Idioms**

push the boat out (= have a party)

We really *push the boat out* during spring festival celebrations.

make merry (= drink and eat)

People always *make merry* on New Year's Eve.

slap-up meal (= big meal)

There is usually a customary *slap-up meal*.

in high spirits (= happy)

Everyone is *in high spirits* just before midnight.

Topic 16 : Meeting new people

Do you often meet new people?

In your country where can you meet new people?

How easy is it to meet new people in your city?

Is it possible to meet people from other countries where you live?

(See vocabulary for Topic 14: Friends.)

► Nouns

individual

meeting point

gathering place

nightclub

► Verbs

congregate

flock to

meet for the first time

crowd together

get acquainted with

befriend

► Adjectives

approachable

antisocial

► Idioms

bump into (= meet)

It's quite easy to *bump into* someone from another country.

make somebody's acquaintance (= get to know somebody)

It's possible to *make somebody's acquaintance* online.

Topic 17 : The sea

Have you spent much time near the sea?

What do people usually do when they visit the sea?

Why do people like spending time near the sea?

Would you like to live near the sea?

► Nouns

coast

shoreline

seashore

water's edge

wave

scuba diving

marine wildlife

sea breeze

beach resort

► Verbs

sunbathe

get a suntan

paddle

go for a swim

► Adjectives

marine

rocky

sandy

pebbly

tropical

exotic

coastal

(water) crystal-clear

► Idioms

go for a dip (= go swimming)

You can *go for a dip* in the crystal-clear water.

get one's sea legs (= get used to being on a ship / boat)

I went sailing but it took me a while to *get my sea legs*.

Topic 18 : Computers

How often do you use computers?

In what ways do people use computers in your country?

How did you learn to use a computer?

How much have computers changed your life?

(See vocabulary for Topic 8: Email.)

► Nouns

laptop

worldwide web

online shopping

chat

room

forum

online gaming

► Verbs

surf (the net)

browse (website)

sit in front of (the computer)

► Adjectives

digital

electronic

virtual

computer-literate

► Idioms

technophobe (= someone who can't use a computer)

I used to be a *technophobe* but now I am computer-literate.

call up (= find and read)

I can use the Internet to *call up* current news items.

conk out on (= break)

My old computer *conked out on* me.

do...by hand

Some tasks I prefer to *do by hand*, like writing letters.

Topic 19: Collecting things

Have you ever collected anything?

What things do people collect in your country?

Why do people like collecting things?

Would you like to start collecting something new in the future?

► Nouns

collection

postage stamp

autograph

album

personal value

► Verbs

hoard	accumulate	classify	collecting
have an obsession for collecting		have a fixation with	

► Adjectives

antique	vintage	rare	valuable
high	sought-after	worthless	

► Idioms

a one-off (= only one of its kind)	I have a very rare stamp, in fact it's <i>a one-off</i> .
here and there (= in different places)	I sometimes find valuable stamps <i>here and there</i> .
once in a blue moon (= not very often)	<i>Once in a blue moon</i> you can find a really rare example.

Topic 20 : Dancing

Do you like dancing?

What kinds of dancing are popular in your country?

Is traditional dancing popular among young people in your country?

What kind of dancing do people like watching?

► Nouns

ballet	ballroom dancing	salsa	break-dancing
ethnic minority			

► Verbs

boogie	twist	twirl
--------	-------	-------

► Adjectives

rhythmic	ritual	ceremonial
----------	--------	------------

► Idioms

two left feet (describing someone who cannot dance)	I can't dance at all, in fact I've got <i>two left feet</i> .
all the rage (= fashionable)	Nowadays break-dancing is <i>all the rage</i> .

Topic 21 : Learning languages

What languages do you speak?

Do you think it's important to learn a foreign language?

What languages are spoken in your country?

Would you like to learn another language in the future?

(See vocabulary for Topic 9 : Learning English.)

► Nouns

native tongue dialect verbal communication

► Verbs

be fluent in converse chat

► Adjectives

understandable unintelligible meaningless

► Idioms

have a chinwag (= have a conversation)

When I travelled to France, I tried to *have a chinwag* with the locals.

all Greek (= a language that one doesn't understand)

When I went to Korea, I tried to converse with some people but the native tongue was *all Greek* to me.

Topic 22 : Weather

What's the weather like where you live?

What do you do when the weather is bad?

What type of weather do you like best?

Would you like to have that type of weather all year round?

► Nouns

climate average temperature shower spell
blizzard

► Verbs

drizzle shift vary

► Adjectives

(rain) torrential sun-drenched muggy (= humid) clammy (= humid)
balmy (= warm) sweltering (= hot) chilly (=cold) nippy (=cold)
sunny

► Idioms

chuck it down (= rain heavily)

In spring it usually *chucks it down* for days on end.

rain or shine (= in all weather)

Rain or shine—I love to be outdoors.

like a sauna (= a hot and humid place)

My city is *like a sauna* in summer.

Topic 23 : Happiness

What kinds of things make you happy?

What do you do if you feel unhappy?

Is unhappiness always a bad thing?

► **Nouns**

pleasure satisfaction depression frame of mind

► **Verbs**

cheer up brighten up go through (a bad time)

► **Adjectives**

contented gloomy overjoyed dejected

► **Idioms**

in high spirits (= happy) I am always *in high spirits* when I go out with my friends.
on cloud nine (= happy) After I win at basketball I feel like I'm *on cloud nine*.
down in the dumps (= sad) I usually feel *down in the dumps* if my football team loses.

Topic 24 : Shopping

Do you like shopping?
How often do you go shopping?
What kind of shops are there in the area where you live?
What's the worst thing about shopping?

► **Nouns**

essential luxury independent retailer chain
store market stall

► **Verbs**

purchase flog (slang for "sell") haggle pick out

► **Adjectives**

inexpensive low-priced pricey over-priced
fake genuine posh classy

► **Idioms**

the real McCoy (= genuine, not fake)

Most chain stores only stock *the Real McCoy* goods.

going for a song (= offered at a low price)

If I see some classy products *going for a song*—I might be tempted.

rip sb. off (= cheat sb.)

Some market stalls *rip you off*—they always flog fake stuff.

Topic 25: Films

Do you like watching films?
What types of film do you like watching?
How often do you watch films?
Do you prefer watching films at home or at the cinema?
Would you like to be in a movie?

► Nouns

big name	star	director	current release
DVD release	oldie (= old movie)	soundtrack	blockbuster
flick (slang for movie)	the pictures (=the cinema)		

► Verbs

produce	direct	star in	act in
play the lead role			

► Adjectives

unforgettable	avant-garde	tear-jerking	spellbinding
thrilling	samey	action-packed	big-budget

► Idioms

film buff (= someone who loves films)	I wouldn't describe myself as a <i>film buff</i> .
box-office smash (= a very successful film)	I find most <i>box-office smashes</i> to be a bit samey.

Topic 26 : Weekends

What do you usually do at the weekend?
What do people usually do at weekends in your country?
Do you think your weekends are long enough?
How important do you think it is to have free time?
(Use the same vocabulary for Topic 3 Hobbies / Free-time activities.)

► Nouns

leisure pursuit	spare time	pastime	time off
-----------------	------------	---------	----------

► Verbs

amuse by	unwind by	kill time by
----------	-----------	--------------

► Adjectives

soothing	pleasing	engaging
----------	----------	----------

► Idioms

let one's hair down (= relax)	At weekends I usually <i>let my hair down</i> .
-------------------------------	---

take it easy (= relax)

slip by (= (time) passes quickly)

On Saturdays I *take it easy*.

I feel like the weekend *slips by* too quickly.

Topic 27 : Going out in the evening

How often do you go out in the evening?

Who do you usually spend your evenings with?

When you go out in the evening what do you usually do?

Do you think there is enough to do in the evening in your city?

► Nouns

dusk

nightlife

nightspot

discotheque

café

► Verbs

go for a stroll

wander around

pay a visit to

► Adjectives

invigorating

happening (= fashionable)

late-night

► Idioms

regular haunt (= a place one regularly goes to)

My *regular late-night haunt* is a trendy little café.

drop in on (= visit)

I sometimes *drop in on* my neighbours.

the wee hours (= very early in the morning—after midnight)

I usually have to get home before *the wee hours*.

in the dead of night (= very late at night)

Occasionally I go for a stroll *in the dead of night*.

Topic 28 : Animals

Do you like animals?

What types of animals do people keep as pets in your country?

How do most people feel about animals in your country?

What are animals used for in your country?

► Nouns

wildlife

species

domestic animal

mammal

reptile

dairy farming

► Verbs

protect

conserve

raise (farm animals)

► Adjectives

endangered

extinct

domesticated

► Idioms

flora and fauna (= all animals and plants)

People in cities don't really care about *flora and fauna*.

like one of the family

People treat their dogs *like one of the family*.

make a fuss over (= care very much for)

People often *make a fuss over* their pets.

Topic 29 : Routines

What time do you usually get up in the morning?

Are your weekday and weekend routines different?

What's your favourite time of day?

What's the worst part of the day for you?

► Nouns

habit

fixed schedule

agenda

routine

► Verbs

wake up

get out of bed

retire (= go to bed)

► Adjectives / Adverbs

later than usual

earlier than normal

flexible

inflexible

rigid

habitual

► Idioms

the daily grind (= everyday work routine)

At the weekend I can forget about *the daily grind*.

get away from it all (= get away from the daily work routine)

It's a good idea to *get away from it all* at least once a month.

get into the swing of (= get used to)

I find it quite easy to *get into the swing of* my study routine.

early bird (= someone who gets up early)

I'm not much of an *early bird*.

Topic 30 : Family

Tell me about your family.

What kind of things do you and your family do together?

Who does the housework in your family?

Would you prefer to have a larger or smaller family?

► Nouns

family unit

relative

household chore (= housework)

family circle

family connection

► Verbs

adore

admire

enjoy the company of

► Adjectives

affectionate

intimate

distant

► Idioms

it's in the blood (= it's a natural part of one's character)

All my family are really fond of reading—I guess *it's in the blood*.

run in the family (= be a shared family characteristic)

My brothers and I have big ears—it *runs in the family*.

born with a silver spoon in one's mouth (= born into a rich family)

I wasn't exactly *born with a silver spoon in my mouth*—my family is quite normal.

Topic 31 : Cooking

Can you cook?

Who usually does the cooking in your home?

How do people usually learn to cook in your country?

What are the advantages of being able to cook?

► Nouns

cookery

cuisine

ingredient

recipe

home economics

bite to eat (= snack)

oven

► Verbs

become skilled at

prepare

entertain (= have guests)

► Adjectives

yummy

full of flavour

nourishing

hot from

home-cooked

famished

► Idioms

lip-smacking (= delicious)

When I entertain guests I try to prepare some *lip-smacking* recipes.

burn to a crisp (= burn food)

Once I tried to prepare steak for my friends but it came out *burnt to a crisp*.

rustle up (= cook sth. quickly without a recipe)

It's good to be able to *rustle up* a quick bite to eat when you're famished.

Topic 32 : Weddings

Have you ever been to a wedding?

What do people usually do at weddings in your country?

What clothes do people usually wear at weddings in your country?

Which people are usually invited to weddings?

► **Nouns**

marriage ceremony	bride	groom	honeymoon
bridal gown	banquet	best man	bride's maid

► **Verbs**

get married	give presents	drink a toast
-------------	---------------	---------------

► **Adjectives**

conventional	customary	ceremonial
--------------	-----------	------------

► **Idioms**

tie the knot (= get married)

When people decide to *tie the knot*, they usually want to lead a steady life.

get hitched (= get married)

My cousin *got hitched* when she was 21 years old.

raise a glass (= drink a toast)

The bride and groom have to *raise a glass* with all the guests.

give (the bride) away (part of a traditional wedding ceremony)

The bride is *given away* by her father or mother.

Topic 33 : Public transport

What types of public transport can be found in your city?

What type of public transport do you use most?

Are there any public transport problems in your city?

How would you improve the public transport system in your city?

► **Nouns**

transport network	bus system	minicab	traffic
congestion	delay	fare	commuter
journey	rush hour		

► **Verbs**

commute	catch (a bus / train)
---------	-----------------------

► **Adjectives**

old-fashioned	inefficient	well-organized	government subsidized
---------------	-------------	----------------	-----------------------

► **Idioms**

packed like sardines / jam-packed (= very crowded)

During rush hour the buses are always *jam-packed*—actually the passengers are *packed like sardines*.

pile-up (= traffic accident)

Sometimes there are serious *pile-ups* on the main roads.

get stuck in traffic (= get stuck in a traffic jam)

Buses always *get stuck in traffic* during rush hour.

Topic 34 : Travelling

How much travelling have you done?

Do you prefer travelling alone or in a group?

When you visit new places, what do you like to do?

What places would you like to visit in the future?

► Nouns

package tour

independent travel

tourism

tourist

tourist trap

sightseeing

holiday-maker

travel agent

► Verbs

go backpacking

go sightseeing

► Adjectives

touristy

tacky

overdeveloped

exclusive

luxurious

► Idioms

off the beaten track (= to a place not usually visited by tourists)

When I go backpacking I prefer to go *off the beaten track*.

rough it (= live in uncomfortable conditions, eg, camping)

When we went camping we had to *rough it* for two days on the mountain.

see the sights (= visit the famous places)

I always try to *see the sights*.

Topic 35 : Names

Do you like your name?

Does your name have any special meaning?

Who usually chooses babies' names in your country?

Would you ever change your name?

► Nouns

surname

last name

middle name

nickname

meaning

► Verbs

christen

settle on

signify

pick out

► Adjectives

conventional

insignificant

auspicious

► Idioms

be named after (= have the same name as someone else)

My father *named me after* my great-grandfather.

nothing out of the ordinary (= common, ordinary)

My name is *nothing out of the ordinary*—it's quite common.

run of the mill (= typical, ordinary)

My name is actually very *run of the mill*.

Topic 36 : Food

What food do you like eating?

Is there any food that you don't like?

What food is popular where you live?

Is fast food popular in your country?

(See Topic 13: Restaurants and Topic 31: Cooking.)

► Nouns

cuisine

regional dish

calory

flavour

► Verbs

eat out

dine out

eat at home

► Adjectives

scrumptious

appetizing

revolting

fattening

wholesome

peppery

sugary

vinegary

► Idioms

wolf down (= eat very quickly)

When I'm in a hurry I *wolf down* some fat food.

sink one's teeth into (= eat (some special food))

I love to *sink my teeth into* a juicy steak.

something about it (= something strange or special)

I can't stand seafood. There's just *something about it* I'm not sure about.

Topic 37 : Birthdays

How are birthdays usually celebrated in your country?

What gifts do people receive on their birthdays in your country?

Do people eat special food on their birthdays in your country?

Which birthday is most important in your culture?

► Nouns

get-together shindig greeting card surprise

► Verbs

get older grow older crack open a bottle of wine

► Adjectives

unexpected customary

► Idioms

throw a party (= have a party)

Most people *throw a party* on their 21st birthday.

let one's hair down (= enjoy oneself)

People can really *let their hair down* on their birthday.

push the boat out / paint the town red (= have a big celebration)

On their 21st birthday most people really *push the boat out / paint the town red*.

Topic 38 : Seasons

Tell me about the seasons in your country.

What is your favourite season?

Do the seasons affect people's behaviour?

Do you wear different clothes in different seasons?

► Nouns

time of year climate average temperature variability

► Verbs

vary fluctuate differ

► Adjectives

seasonal unpredictable erratic constant

► Idioms

in blossom (= many flowers opening)

When you see the cherry trees *in blossom* you know spring is on its way.

down south (= in the southern part of a country)

Down south the winters are much milder.

up north (= in the northern part of a country)

Up North the winters can be quite harsh.

Topic 39 : Birds

Are there many birds where you live?

How do people in China feel about birds?

Do birds have any special meaning in your culture?

Should we protect birds?

► Nouns

poultry	domestic fowl (= farm birds)	species
habitat	migratory bird	resident bird
		pest

► Verbs

symbolize	offer protection	provide food for
-----------	------------------	------------------

► Adjectives

rare	endangered	widespread	commonplace
mythical	fairy-tale	symbolic	

► Idioms

on the wing (= flying)

In my city you can often see pigeons *on the wing*.

dart in and out (= move quickly between two things, eg, trees)

Almost every day I catch a glimpse of a woodpecker *darting in and out* of the pine trees near my house.

in one's own backyard (= near where one lives)

You never really see rare birds like owls *in your own backyard*.

ten a penny / dime a dozen (= very common)

Sparrows are *ten a penny* in my city—you can see them everywhere.

Topic 40 : Photography

Do you like taking photographs of new places?

Is photography popular in your country?

What kinds of photographs do you like looking at?

Would you prefer to buy a postcard or take a photograph of a new place?

► Nouns

snapshot	likeness	landscape shot	studio print
----------	----------	----------------	--------------

► Verbs

get (photos)	develop	pose for the camera
--------------	---------	---------------------

► Adjectives

photogenic	camera-friendly	picturesque	photographable
------------	-----------------	-------------	----------------

► Idioms

do justice to... (= represent or illustrate...accurately)

Photographs don't *do justice to* the beauty of natural places.

touch...up (= repair...on the surface)

The good thing about digital photos is that you can *touch* them *up* afterwards.

strike a pose (= position oneself in a certain way)

I never *strike a pose* in front of the camera—I'm not really photogenic.
zoom in on (= use a zoom lens to get a closer view on a camera)

My camera has a zoom lens so I can really *zoom in on* things and get fine detail in my shots.

Topic 41 : Flowers

Do you like flowers?

On what occasions do people give flowers in your culture?

Do any flowers have a special meaning in your culture?

► Nouns

flora

petal

lotus flower

a bunch of (roses etc.)

florist

hay fever

a bouquet of flowers

artificial flower (= silk flower)

► Verbs

cultivate

sneeze

► Adjectives

fragrant

sweet-scented

► Idioms

in bloom (= when flowers are opening)

give off (= smell)

Roses *give off* a sweet fragrance when they are *in bloom*.

reminiscent of (= reminding sb. of)

The fragrance of flowers in blossom is *reminiscent of* spring.

Topic 42 : Buildings

What types of buildings are there in your city?

Do you prefer old or new buildings?

Are historical buildings important?

Would you like to live in an old building?

► Nouns

architecture

structural design

skyscraper

office

block

residence

► Verbs

construct

erect

renovate

demolish

► Adjectives

elegant

well-designed

unsightly

contemporary

old-fashioned

► Idioms

- put up (= build) They are *putting up* loads of unsightly office blocks.
do up (= repair) They should *do up* some of the old-fashioned residences.
pull down (= demolish) They are *pulling down* older neighbourhoods to make way for the new skyscrapers.

Topic 43 : Rain

Do you like rain?

What do you usually do when it rains?

How do people feel about rain where you live?

What do you think is worse, too much rain or not enough rain?

► Nouns

drizzle shower torrential rain downpour

► Verbs

pour down spit (=rain lightly)

► Adjectives

showery damp waterlogged (clothing) waterproof
soaked

► Idioms

- chuck it down (=rain heavily) In spring it often *chucks it down*.
get wet I really hate *getting wet*.
put off (= cancel a planned activity) If it's pouring down with rain I will usually *put off* any outdoor activities until it *clears up*.
clear up (= stop raining)

Topic 44: Museums

Do you like museums?

How often do you visit museums?

What types of museum can be found in your country?

Why are museums important?

► Nouns

Natural History Museum antique artefact fossil

► Verbs

put on display put on show exhibit

► **Adjectives**

rare

antique

prehistoric

primitive

► **Idioms**

take sth. in (= look at sth.)

It takes about a full day to *take in* all the museum.

make a day of sth. (= spend a whole day doing sth.)

I'm quite into *making a day of* walking around the science museum.

on view / on display

There are loads of prehistoric fossils *on view*.

Topic 45: Relaxation

What do you usually do to relax?

How much time do you usually have to relax?

What do people usually do to relax in your country?

Do you think it's important for people to relax?

(Note: Most sporting activities are not "relaxing", so do not talk about sport for this topic.)

► **Nouns**

break

rest

► **Verbs**

unwind

recuperate

► **Adjectives**

soothing

comforting

calming

► **Idioms**

take a breather (= relax)

I've mowed the front lawn, and I'm just *taking a breather* before taking the back lawn.

chill out (= relax)

Stop working; let's *chill out*.

take it easy (= relax)

Don't worry; *take it easy*.

put one's feet up (= relax)

On weekends, we always *put our feet up*.

Topic 46: Cycling

Do you like cycling?

Is cycling popular in your country?

What are the advantages of cycling?

How often do you walk to places?

► **Nouns**

pushbike

mountain bike

biking

bike-riding

► Verbs

peddle

slow down

speed up

► Adjectives

invigorating

energetic

environmentally-friendly

► Idioms

had it (= broken)

My old pushbike has *had it* so I'm saving up to buy a new mountain bike.

run the risk of

If you leave your bike in public place, you *run the risk of* having it stolen.

Topic 47: Healthy eating

Do you like eating healthy food?

Do you think it is important to eat healthy food?

Is fast food popular in your country?

Do you think people eat healthier food nowadays compared with people in the past?

► Nouns

calory

cholesterol

vitamin

mineral

► Verbs

munch (= eat)

lose weight

put weight on

► Adjectives

nutritious

nourishing

wholesome

harmful (to one's health)

► Idioms

in good shape / in good condition (= having a healthy body)

She's *in good shape* after months of training.

pig out (= eat a large amount of food, usually unhealthy food)

We *pigged out* on pizza last night.

a Big Mac Attack (modern slang for eating Macdonald's fast food)

The Child is having *a Big Mac Attack*.

junk food (= unhealthy fast food)

Junk food has little or no nutrition.

a fast-food joint (= a restaurant which serves fast food)

There's *a fast-food joint* in the street corner.

Topic 48: Hotels

Do you like staying in hotels?

How often do you stay in hotels?

What types of hotels can be found in your city / country?

What are the advantages of staying in a hotel?

► Nouns

hostel

hotel-chain (= holiday inn)

room service

► Verbs

In English we do not usually say “live in a hotel”. The common verbs are:

reside in a hotel

stay in a hotel

be a hotel guest or resident

► Adjectives

spartan (=basic and simple)

luxurious

exclusive

► Idioms

get the royal treatment (= be treated as if one is a king or queen)

If you stay in an exclusive hotel, you usually *get the royal treatment*.

at one's beck and call (= ready to serve sb.)

In most luxury hotels there are loads of staff *at your beck and call*.

creature comforts (= things that make people comfortable)

In 5-star hotels there are usually loads of *creature comforts*.

Topic 49: Outdoor activities

Do you like doing outdoor activities?

How often do you do outdoor activities?

What outdoor activities are popular in your country?

Do you think it's important for people to spend time outdoors?

(Use the same vocabulary as Topic 3: Hobbies / Free-time activities and Topic 4: Sports.)

► Nouns

outdoor

interest

leisure

pursuit

► Verbs

breathe fresh air

feel the wind in one's face

► Adjectives

bracing

refreshing

revitalising

► Idioms

out in the open air

We always have a picnic *out in the open air*.

Topic 50: Memories of the past

Do you like to think about the past?

How do you feel when other people talk about their memories?

Do you keep photographs to remind you of past events?

What can people learn from the past?

► Nouns

recollection

childhood

early years

► Verbs

reminisce

muse over

recall

► Adjectives

reminiscent

(memories) amusing

► Idioms

hang on to old memories (= remember sth. for a long time)

I'm not really the sort of person who likes to *hang on to old memories*—I prefer to look to the future.

hark back to (= remember sth. in the past)

Some of my friends often *hark back to* our childhood memories.

the here and now (= the present day)

I think that the past is history; I prefer to live for *the here and now*.

rake up old memories (= remember past events, usually bad memories)

Some people often *rake up old memories*.

Topic 51: Childhood

Did you have a happy childhood?

What part of your childhood do you remember most?

What makes a happy childhood?

What would you like to change about your childhood?

(Use the same vocabulary as Topic 50: Memories of the past.)

► Nouns

early years

infancy

formative years

adolescence

► Verbs

grow up

develop

► Adjectives

childish

adolescent

► Idioms

in the prime of one's life (= in one's early years)

In the prime of my life, I gained lots of prizes.

vim and vigour (= energy)

During my adolescence I used to always have so much *vim and vigour*.

Topic 52: Colours

What's your favourite colour?

What can we learn about a person from the colours they wear?

Do any colours have a special meaning in your culture?

► Nouns

vibrant colours (=vivid colours) dull colours hue (= shade of a certain colour)

► Verbs

signify symbolize

► Idioms

give sb. the red carpet treatment (= treat sb. like a VIP)

Last night, we were given the *red carpet treatment* at the banquet.

red tape (= official rules)

He hated *red tape*.

see red (= become angry)

Her criticisms were enough to make anyone *see red*.

in the red (= owing money)

My bank account is 50 dollars *in the red*.

in the black (= not owing money to anyone)

A business must stay *in the black* to keep on.

green with envy (= jealous)

The other boys were *green with envy* when Joe bought a car.

Summary of Part One Topics

All of these Part One topics are the authentic topics that have been used in the speaking test for the last 5 years.

The speaking test recycles these topics but generally speaking, there will be 10 topics in use for around 3 months. After 3 months these topics will be changed to a different set of 10.

The speaking test does not introduce new Part One topics very often. On average 8 totally new topics are introduced in a year. These new topics are introduced gradually; so you will not suddenly encounter new topics in Part One. It is more likely that you will see one or two new topics introduced in each set of 10 topics.

所有这些第一部分的话题都是近5年雅思口语考试中出现过的话题。

雅思口语考试会重复使用这些话题,但一般而言,大约每3个月会使用10个话题。3个月之后话题会换成另外10个。

雅思口语考试不会经常引入新的第一部分话题。平均每年引入8个全新话题。这些新话题是逐步引入的;因此考生不会在第一部分突然碰到新话题。考生更有可能在每10个话题里才会遇到一两个新话题。

Part Two of the Speaking Test

After completing Part One (usually after 4~5 minutes) the examiner will move onto Part Two of the speaking test.

In Part Two the examiner gives the candidate a topic card and the candidate has one minute to prepare and make notes. After the one minute preparation time the candidate is required to talk about the topic for between one and two minutes (as a rule you are expected to speak for at least 1 minute 30 seconds—anything less than this and your “Fluency” score may be reduced).

Candidates do not need to worry about “timing” in Part Two because the examiner will stop the candidate when the clock hits two minutes.

The best strategy in Part Two is to keep talking until the examiner says stop. Candidates are naturally nervous in this part of the test so it is not good to try to guess the time.

IELTS Myth: Most people believe that in the speaking test, Part One is the easiest, Part Two is more difficult and Part Three is the most difficult section. With regard to performance, this is not usually the case. Most candidates perform quite well in Parts One and Three but the Part Two performance is usually the worst part of the interview (i. e. the language quality is lower than other parts).

第一部分考试结束后(通常 4~5 分钟), 考官会接着进行口语考试的第二部分。

在第二部分, 考官会给每位考生发一张话题卡, 考生有 1 分钟时间做准备和列出要点; 接着便要求考生围绕该话题谈一两分钟(一般规则是考生至少应讲 1 分半钟, 否则可能会影响“流利”一项的得分。)

考生没必要担心第二部分的“计时”, 因为到 2 分钟时考官会提醒考生停下来。

第二部分的最佳应试策略是不停地讲, 直到考官喊停为止。考生在应试这部分时自然会紧张, 所以不提倡考生估算时间。

对雅思的臆断: 大多数人认为口语考试的第一部分是最容易的, 第二部分较难一些, 第三部分最难。考生的表现却没有佐证此说法。大多数考生在第一和第三部分表现非常好, 而在第二部分通常表现最差(即, 语言质量比其他部分要差)。

I. Part Two Problems

The biggest problem with Part Two is that candidates focus on content. Most people are so busy trying to think about the topic that they forget to talk about it.

第二部分最大的问题是考生太注重回答的内容。大多数人都忙于思考话题, 而忽略了他们所

“language content” of their speech.

As we have already concluded, there are no marks for content, so a Part Two that focuses on content will score quite low on the marking system.

I think it is good time to repeat myself here: The examiner is NOT listening to what you say—he / she is only listening to how you say it!

In the past, many of my students have approached me with questions like:

“In Part Two is it OK for me to describe a Chinese book?”

“In Part Two should I describe A or B?”

“In Part Two, what if the examiner isn’t familiar with the thing that I describe?”

All of the above questions are totally irrelevant. The examiner is not concerned with your choice of content (however it must be related to the topic.)

During Part Two, the examiner is focused on the marking system. Any features of the marking system that you produce in Part Two will influence your score; content will not affect your score.

So again we can see that content or ideas are irrelevant. It really does not matter what you choose to talk about as long as you are talking on the topic.

说的“语言”。

如我们前面所讲，内容是不影响得分的，所以第二部分若过于注重内容则得分会很低。

在此笔者要再强调一次：考官不是要听考生说什么，而是要听考生怎么说！

过去，笔者的很多学生问这样的问题：

“第二部分我描述一本中文书可以吗？”

“第二部分我描述这个还是那个？”

“第二部分，如果考官不熟悉我描述的东西怎么办？”

以上几个问题均是无关紧要的。考官不会理会考生选择的内容（当然答案必须与话题有关）。

考官在第二部分更注重评分标准。因此，考生在第二部分所展示出的与评分标准相关的语言特征会影响得分，内容却不会影响得分。

由此我们再次看到，内容或者观点是无关紧要的。只要考生是围绕话题来谈，无论选择什么内容都没关系。

A good Part Two is NOT focused on “telling the examiner something”.

In the same way as Part One, during Part Two you should be focused on the following features of language.

• Fluency

During a 2-minute talk it is essential to use linking words, linking phrases and fillers (redundant language).

第二部分出色的回答不在于“向考官讲述一些内容”。

如同第一部分一样，考生在第二部分应注意以下各语言特征：

• 流利

在 2 分钟的回答中使用连接词、连接性短语和填充词（冗词）是很重要的。

• Vocabulary

Uncommon words and idioms will significantly increase your “Vocabulary” score. In Part Two try to find words that are directly related to your topic area (most of the Part One vocabulary from the previous chapter can be used in Part Two). Don’t forget to paraphrase.

• Grammar

Whatever you are saying in Part Two, say it with complex sentences and if necessary use a variety of tenses (see the detailed section on tenses in Part Two).

Part Two does NOT need to be:

♦ Interesting

Some of the best Part Two performances are actually quite boring! Here you must remember that the examiner has probably heard 1000’s of Part Two responses. Even if your content is genuinely interesting (eg, you played football with the Chinese National Team), it will not influence your score in any way.

♦ Original

It does not matter if you describe the same movie that everyone else has described—the examiner is only listening to how you describe it. In some ways describing the same thing as other candidates can be work to your advantage—if you are focused on language, your 2-minute talk will be noticeably better than other candidates.

♦ Familiar

It does not matter if the examiner is not familiar with the thing that you are describing. In fact, if you describe something unusual or unfamiliar, then you will probably need to explain or paraphrase. Paraphrasing directly increases your score!

♦ True

Some of the best Part Two performances are lies! Even if the examiner knows you are lying, this cannot affect your score. Obviously you should avoid outrageous lies, such as, “Last year I went to the moon with my classmates.”

• 词汇

非常用词汇和习语将显著增加考生的“词汇”分数。在第二部分中尽量找出与话题领域直接相关的词汇(大部分前一章第一部分词汇可以用于第二部分。)不要忘记了进行释义。

• 语法

不管考生在第二部分说什么,都要使用复合句并且有必要的话使用多种时态(详见有关第二部分时态部分)。

第二部分的语言不需要:

♦ 有趣

第二部分有些最出色的回答其实十分无聊!要知道考官可能已经听了1000个考生的回答,即使考生回答的内容确实妙趣横生(例如:考生和中国国家队踢足球)也不会对得分有任何影响。

♦ 新颖

即使考生讲述的是别人刚刚讲述过的某部电影也没有关系——考官只是听考生的讲述方式。从某些方面来看,讲述与别的考生相同的内容可能对你更有利——如果你更注重语言,你的2分钟的叙述会明显优于其他考生。

♦ 熟悉

考官是否熟悉考生所讲述的内容都没有关系。其实,若考生能谈论不寻常或陌生的话题,那么就需要进行释义,而释义会直接提高考生的得分。

♦ 真实

第二部分有些出色的回答内容是谎言!即使考官知道考生是在讲假话,这也不会影响考生的得分。当然,考生不能讲诸如“我去年和同学去了月球。”之类明显的谎话。

The Topic Card

The topic cards are printed in the same way. The basic topic is presented and there are some guidelines or prompts on the card.

话题卡的格式都是相同的,上面提供基本话题和一些指导语或提示语。

Describe an interesting trip you have been on.

You should say:

Where / When you went

What you did there

Why it was interesting

Whether you would like to go on a similar trip again.

One of the most important things to remember is that the card is slightly misleading!

On the topic card, it says “You should say...”. This is not actually true; the guidelines on the card are simply there to help you! If you want to talk about those aspects, then that is OK; however if you don’t want to follow the guidelines, that is also OK.

The prompts on the card are not compulsory questions — you are not required to provide answers.

As long as you are describing some aspects of the main topic “an interesting trip you have been on”, there is no problem.

For most of the topic cards it is a good idea to use the guidelines because it means you have to think less about content and can therefore concentrate more on language, but if there is a guideline prompt that you don’t like or you think is a little difficult, eg, “Whether you would like to go on a similar trip again”, feel free to ignore it and just talk about some other aspect of your trip.

值得十分注意的一点是话题卡稍微会有些误导!

话题卡上印有“你应该说……”。这往往不对,卡上的提示只是为了对考生有所帮助。如果考生想谈论所提示的内容那很好,如果考生不想遵从提示的思路也没关系。

话题卡上的提示语并不是必须回答的问题——考生不被要求对其给出回答。

只要考生谈论的主题为“你的一次有趣的旅行”,就不会有问题。

对于大多数话题卡,使用其上面的提示就是个好办法,因为这意味着考生不必过多地思考内容,这样注意力可更多放在语言上。但若出现考生不喜欢或认为比较难的提示,如:“你是否愿意再次作类似的旅行”,则可以忽略它,而谈论旅途其他的方面。

Irrelevant Content

Although we have said that content is irrelevant to your score—you cannot produce two-minute content that is not related to the topic.

尽管我们讲过内容与考生的得分无关——但考生2分钟所讲述的内容也不能与话题无关。

A fairly common problem in Part Two is that candidates talk about a topic different to the one on their card. Example:

Describe a sport that you like playing or watching.

Sometimes a candidate will say:

“I don’t like sport so I will describe my favourite hobby which is playing computer games.”

Clearly this is off-topic and Part Two speeches which are off-topic are marked down—basically you lose marks.

If you are given the topic “sports”, the examiner is expecting to hear language (especially vocabulary) related to that topic. If you avoid the topic, you will not produce language related to your topic and your score will be seriously affected.

Later in this section we will look at how to select your content in Part Two.

第二部分很常见的一个问题是考生谈论的话题与话题卡上的无关。如：

这很显然跑题了，第二部分跑题的回答会被减分——基本上考生会因此而失分。

若考生的话题是“运动”，考官希望听到与该话题有关的语言（尤其是词汇）。考生若避而不谈该话题，就不会使用与话题有关的语言，得分也会因此受到严重的影响。

本节稍后将会讨论第二部分如何选择话题。

III Part Two Topics

One of the challenging aspects of Part Two is the huge number of potential topics. Naturally with such a wide range of topics every candidate has certain topic areas that he or she is comfortable with and others that they find more difficult.

In the strategy section of this chapter hopefully this problem will be addressed, but first it is probably a good idea to look at the Part Two topics.

One important aspect to recognise is that many of the Part One topics are recycled as Part Two topics.

Examples:

Part One Topic

Restaurants
Reading

第二部分很富有挑战性的一个方面是大量的潜在话题。面对如此广泛的话题，自然考生对一些会比较擅长，也有一些他们认为比较难对付。

希望本章应试技巧部分针对此问题进行的讨论能够解决这个问题，但在此首先有必要了解一下第二部分的话题。

值得注意的是，第一部分中的很多话题会在第二部分中重复出现。

Part Two Topic

A restaurant
A book

Public transport

TV

The sea

Seasons

Clothes

Photography

Hobbies

Sports

Animals

Buildings

Form of public transport

TV programme

A river, lake or sea

A season

An item of clothing

A photograph

A hobby

A sport

An animal

A building

This list could go on, but the main thing to realise is that most of the topic areas for Part Two are very similar to Part One. This is to your advantage because it means you can use Part One language in your Part Two.

There is no danger of repetition here because if you are given a certain topic in Part One you will NOT get the same topic in Part Two. So if the examiner asks you about "animals" in Part One, you will not get the Part Two topic "Describe an animal..."

Instead of making a huge list of Part Two topics it is easier to put all of the topics into groups or categories.

The most obvious categories are as follows:

- (1) Experiences / Past events
- (2) Objects / Material possessions
- (3) People
- (4) Places
- (5) Media related
- (6) Others (anything that doesn't fit into the 5 categories above)

One of the advantages of grouping topics together is that when you look at the relationships between some of the topics you will see that it is in fact possible to use the same content for more than one topic card.

类似话题还有很多,但需注意的重要一点是第二部分的大部分话题和第一部分的非常相似。这对考生是有利的,因为这意味着考生可以在第二部分中运用第一部分的语言。

在此不会出现重复论述的问题,若考生在第一部分遇到某个话题,就不可能在第二部分得到完全相同的话题。所以如果考官第一部分问考生关于“动物”的话题,考生就不会在第二部分中遇到“描述一种动物……”的话题。

与其罗列大量的第二部分话题,倒不如把所有的话题分门别类来处理更容易。

最清晰的分类如下:

- (1) 经历 / 过去的事情
- (2) 物品 / 所有物
- (3) 人物
- (4) 地方
- (5) 关于媒体
- (6) 其他 (任何不属于以上 5 种类别的东西)

把话题分类的一个好处在于,当研究一些话题之间的关系时,考生会发现实际上可以用同样的内容应对不同的话题卡。

In this way you don't need to prepare a separate response for every topic card, you can reuse the same language for many different topics.

The individual topic cards are given later in this section.

这样一来考生就不必为每一张话题卡单独做准备,可以重复使用同样的语言应对许多不同的话题。

各种话题卡将会在本部分后面给出。

Part Two: Guidelines for Part Two

There are a number of different ways to deal with Part Two and some are more effective than others.

From our earlier observations we can conclude that the best strategy is one which focuses directly on the features detailed in the marking system and produces as many of these features as possible in the 2-minute time frame.

One important area that is often neglected is the one-minute preparation time. In my experience many candidates actually cause problems for themselves in the one-minute preparation time.

第二部分有多种不同的应对方法,其中一些比另一些更有效。

据我们之前的讨论可发现,最佳策略就是将精力直接集中于评分标准详细描述的各种语言特征,在2分钟的时间里尽可能多地展示这些特征。

通常容易被忽视的很重要的一点是那1分钟的准备时间。据笔者的经验而谈,许多考生在这1分钟的准备时间里,实际上是给自己造成了麻烦。

○ Activity

Look at the following topic card and make notes for one minute.

Describe an interesting building in your city.

You should say:

What the building looks like

What it is used for

Why it is interesting

How often you visit this building.

Most people write notes in the following way:

(1) a Chinese building / old

(2) a library / books

(3) its very old

(4) once a month

What often happens is that most people write "answers" to the guidelines and prompts and usually those "answers" are in very simple language.

When Part Two begins, people are focused on their

多数人通常会为指导语和提示语写下所谓的“答案”,通常这些“答案”的语言都非常简单。

当第二部分开始时,考生总是集

notes—their notes contain basic answers to the prompts so the focus of their Part Two is basic answers in response to the prompts. Obviously, this is not an effective strategy.

At this early stage one effective strategy is to ignore the prompts altogether and use a simple Three-step Preparation Method.

中注意他们所列的要点——上面写着针对提示语的简略回答,因此他们第二部分的重点就是那些针对提示的简略回答。显然,这不是一个有效的策略。

在开始时一个有效的策略是完全忽视那些提示语而采用一种简单的“三步准备法”。

The Three-step Preparation Method

Step 1 : Selection

Selecting the “right thing” to talk about is quite important if you want to produce a good quality Part Two.

As we have already discussed, the examiner doesn't care what you talk about but here we are not talking about the examiner—we are talking about you.

If you choose the wrong thing to talk about you might have problems talking for two minutes on that topic. If you have problems finding content, the quality of your language will suffer.

The important first step is to select something that is easy to talk about. Once you have something easy to talk about, you can concentrate on language features and ways to increase your score.

Easy topics should:

(A) Have lots of features

The more features your topic has, the easier it is to keep talking or developing your Part Two. This is not always possible for every topic but generally it is easier to talk about “bigger” things than “smaller” specific things.

(B) Be expandable

This is similar to the point above, but you should choose something that is expandable, i. e. you can keep adding points on to the end of your speech (maybe by telling a story).

第一步:选材

如果考生想在第二部分得到好成绩,选择“合适的内容”来谈是非常重要的。

正如我们之前所讨论的,考官并不在意考生说的内容,但是这里谈的不是考官——我们谈的是你,考生。

如果考生选择不恰当的内容来谈,也许会谈不到两分钟便没有内容可谈了。如果考生很难找到可谈的内容,语言表达的质量一定会受到削弱。

第一个重要的步骤是选择容易讲述的内容。一旦选好了容易讲述的内容,考生就可以将精力集中在语言特征和可以帮助增加分数的表达方式上了。

容易讲述的话题应该:

(A) 有很多特点

考生的话题拥有的特点越多,第二部分就越容易展开。这不是对每个话题都适用,但大体上讲,谈论“较大”的事物要比谈论“较小”的事物更容易。

(B) 容易展开论述

这跟上一一点类似,考生应该选择那些容易展开论述的东西,也就是说,考生可以直到谈话最后还可以增加可讲述的东西(或许可以通过讲个故事)。

(C) Include some “invented” aspects (i. e. lies)

The easiest things to describe are not always the true things. If you have only been on a trip once in your life and you went to the West Lake in Hangzhou, this does not give you much to talk about. It would be a good idea to say that you spent a week in Hangzhou, a week in Suzhou, a few days in Wuxi and a few days in Shanghai. You might be lying—but by doing so you are making your Part Two much, much easier.

It might not be possible to cover all the 3 points above but if the topic seems particularly difficult it is probably best to invent your content.

Ignore the adjective

Many people get distracted by the adjectives which often appear in the topic description, eg, look at the following Part Two topic cards: “An interesting building in your city...”

Don't try to think of a building that is particularly interesting. You don't lose marks if your building is not very interesting and you don't get more marks if your building seems very interesting. Just choose “any building” that fits the topic loosely.

Don't go with the first idea

Usually the first idea in your head is the worst idea. It is usually a good idea to ignore the first idea in your head and go with the second or even third idea that you come up with.

○ Activity

Look at the following topics and use the selection method to choose “easy” subjects to talk about.

- An interesting trip you have been on
- An important building in your city
- A subject you liked at school
- Something interesting or unusual you do in your free time
- A walk you take regularly
- Some travelling you would like to do
- A happy event in your life

(C) 包含一些“编造”内容(即撒谎)

最容易描述的事物往往不是真实的事物。如果考生只有过一次旅行,去了杭州西湖,这并不能为考生提供很多谈资。假如考生说在杭州玩了一个星期,在苏州玩了一个星期,在无锡待了几天,在上海又玩了几天,应该是个好的办法。考生也许是在撒谎——但是这样做会使考生应对第二部分变得容易得多。

完全照顾到上面的三点可能不大可能,但是如果话题看起来相当困难,不妨编造要讲述的内容。

忽略形容词

很多人被话题中经常出现的形容词分散了注意力。看看下面的第二部分话题卡:“你们市一个有趣的建筑……”

不要努力想出某个相当有趣的建筑。考生并不会因为所谈的建筑不是很有趣而失分,也不会因为所谈的建筑非常有趣而多得分。只要选择“任何一个建筑”大体符合话题就行。

不要被第一个想法牵着走

考生头脑中的第一个想法往往是最糟糕的一个。通常好的办法是否定头脑中出现的第一个想法,而采用之后的第二个或者甚至第三个想法。

Some examples of “easy selections” and “difficult selections”:

Topic	Easy	Difficult
An important building	A shopping mall	Your school library
A trip	To Hong Kong	To Yellow Mountain
A famous person	A singer / actor	A politician / leader

Step 2 : Vocabulary

The next step in the one-minute preparation is to write down as many examples of uncommon vocabulary as possible. The vocabulary must be directly related to the topic.

A good method is to ask the following question: “Can this word be used for many other topics?” If the answer is “Yes” then that word is NOT directly related to the topic.

第二步：词汇

在1分钟的准备时间里，下一步要尽可能多地写下一些非常用词汇。这些词汇必须与话题直接相关。

一个好办法是问自己下面的问题：“这个词可以用在其他话题里吗？”如果回答是肯定的，那么这个词就不是与话题直接相关的。

○ Activity

Look at the following example. Topic: Describe some travelling you like to do.

Vocabulary:

exciting	interesting	opportunity	tourism
sightseeing	attractive	backpack	explore
excursion	leave	special	mountain

Ask the question: “Can this word be used for many other topics?”

Topic-related words are:

tourism sightseeing backpack explore excursion

The other words are not directly related to the topic and could probably be used for many Part Two topics, eg. interesting (this word could be used for almost every topic).

It is not wrong to use the common words during your Part Two talk, but at this preparation stage you need to find uncommon topic-specific words.

另外一些单词不与话题直接相关，可能可以用于许多第二部分话题，例如interesting(这个词几乎可以用于任何话题)。

在第二部分会话中使用普通词汇并没有错，但是在这个准备阶段中考生需要找出那些非常用的与话题直接相关的词汇。

○ Activity

Find uncommon topic-specific vocabulary for the following topics:

A film that you have seen

A song / piece of music

A school subject

A neighbour

Uncommon or topic-specific vocabulary is given for each topic card later in the book. Most of the vocabulary given in the Part One topic section of this book will be related to many of the Part Two topics and can be used in your Part Two talk.

非常用的或与话题直接相关的词汇已经在本书后面给出。本书雅思口语第一部分话题一节中提供的多数词汇是与第二部分话题相关的，可以在第二部分会话中使用。

Step 3 : Grammar Point

This is one of the most important considerations for your Part Two talk. Most candidates completely ignore this aspect. Different Part Two topic cards require different grammar. Look at the following topics and think about the required grammar content for each.

第三步：语法

这是第二部分会话中最重要的注意事项之一。许多考生完全忽视了这个方面。不同的第二部分话题卡有不同的语法要求。看看下面的话题思考一下每一个话题的语法要求。

Describe an object you use every day.

Describe a vehicle that you would like to own.

Describe a happy event in your life.

In Part Two, there are 3 basic tense requirements: some topics need mostly present tenses; others need past tenses. others need conditional tenses.

第二部分里，有三个基本的时态要求：一些话题主要需要用现在时；另一些需要用过去时；还有一些需要用条件句时态。

When you look at your topic card, decide which tenses you need to use.

当看话题卡时，判定要用哪一种时态。

Example:

1. Describe an activity you enjoyed in an English lesson.

(Mostly past tenses) eg: The teacher asked us to pretend...

2. Describe a place in a city that you know well.

(Mostly present tenses) eg: This place is quite special because it has...

3. Describe a vehicle which you would like to own.

(Mostly conditional tenses and some present tenses for describing)

eg: If I had a helicopter I would be able to...

Helicopters are an expensive luxury.

When the examiner gives you paper and pencil for making notes, write down the type of tense on the paper. In this way when you look at your notes you will be reminded that you should be using a certain tense and this will significantly improve your grammar performance during your talk.

当考官给考生答题的纸和铅笔来列出要点时，在纸上写下应使用的时态。这样当考生看所列要点时，可以提醒自己应该用哪种时态，这可以明显提高考生会话中语法一项的成绩。

Preparation Summary

Remember you only have one minute to prepare so you really don't have time to write sentences or phrases. The most important thing to write on your paper is probably a few vocabulary items and a grammar reminder.

记住考生只有 1 分钟来准备，所以绝对没有时间来写下句子或者短语。要在纸上写下的最重要的是一些单词和语法提示。

Example: Describe an item of clothing you like to wear.

Pair of jeans

Present tense + Past tense

designer brand
trendy

comfortable

Describe a vehicle that you would like to own.

Helicopter

Conditional tense... I would / could

a luxury
millionaire

If you prepare in this way you are focusing on language and this will have a direct influence on score.

如果这样准备就将注意力集中到了语言上，这会直接影响分数。

V Producing a Good Quality Part Two Talk

The Fluency-based Strategy

This strategy focuses on the fluency aspect of the marking system. Earlier in this book we concluded that linking words and linking phrases can increase your “Fluency” score—this strategy is based on producing good quality linking structures in your two-minute talk and combines these with complex sentence structures.

First look at the following topic card.

Describe a sport that you like playing or watching.

You should say:

What the sport is

How often you play / watch it

Why you like it

Whether it is popular in your country.

The first thing to notice is that all topic cards have one thing in common.

Look carefully at the 4 prompts on any topic card and you should notice that they all share the same grammar feature.

What the sport is

How often you play / watch it

Why you like it

Whether it is popular in your country

Most people think that these are 4 questions. Look carefully—they are not questions; they are in fact a single clause or part of a sentence (statement). This fact is true for every Part Two topic card.

For this strategy, you can divide your talk into 4 parts (the 4 prompts). Take the first one for example: “What the sport is”

这一策略是针对评分系统中对话流利程度的要求。我们从书中前面的内容中已经总结出连接词和连接性短语可以增加考生的会话“流利”分数——这一策略旨在帮助考生在两分钟的会话时间内说出具有高质量连接结构的句子，并将这些连接结构与复杂的句子结构相结合。

首先看看下面的话题卡。

首先要注意的是所有的话题卡都有一个共同点。

仔细看话题卡上的四点提示，考生应该注意到它们具有相同的语法特点。

许多人认为这是四个问题。仔细看看会发现它们根本不是什么问题，实际上它们仅仅是单个从句或者句子(陈述句)的一部分。所有第二部分的话题卡都是如此。

考生可以应用这一策略把会话分为四个部分(依照上面的四点提示)。以第一点“What the sport is”为例。

You can use this to create your opening sentence.

考生可以将其作为会话的开场白。

"I guess I could begin by saying something about what the sport is, and I think I would have to choose football. Most people know that football is..."

This sentence has 3 strong features. It contains complex linking structures, redundant language and complex grammar (sentence structure).

这个句子有三个突出的特点。它包含复杂的连接结构、冗词和复杂语法(句子结构)。

Another advantage of using this type of structure is that you don't really need much content because you will probably spend almost one minute producing the complex linking phrases.

使用这种结构的另一个好处在于考生不需要说太多的内容,因为说出复杂的连接性短语要用掉几乎1分钟时间。

If used correctly, this structure will have a positive affect on your "Fluency" and "Grammar" scores.

如果使用得当,这种结构将有助于提高考生的会话“流利”分数和“语法”分数。

Now look at the second prompt:

现在看看第二点提示:

"How often you play / watch it"(you need to change "you" to "I")

The sentence might be:

句子如下:

"Going on to my next point which is how often I play it, I really need to add that if I have enough time I usually play it about twice a week. In fact..."

And then the third prompt: "Why you like it". The third sentence could be:

然后第三点提示:"Why you like it"。第三句如下:

"And now with reference to why I like it, the point I want to make here is that..."

And the last prompt: "Whether it is popular in your country". The fourth sentence:

请看最后一点提示:"Whether it is popular in your country"。第四句如下:

"And so finally then, if I have time, in answer to the question of whether it is popular in my country, really I should mention that..."

So the final structure (without content) might look like this:

结尾结构(无内容)可以是这样:

"I guess I could begin by saying something about what the sport is, and I think I would have to choose..."

Going on to my next point which is how often I play it, I really need to add that...

And now with reference to why I like it, the point I want to make here is that...

And so finally then, if I have time, in answer to the question of whether it is popular in my country, really I should mention that..."

Practice reading the structure above. Depending on the speed it should take you between 30 ~45 seconds. This means that you only need about one minute of content. As there are 4 points, you only to find about seconds of actual content for each point.

Now look at the next topic card with a complete structure with content.

练习诵读以上结构。由于语速的不同, 它会用 30~45 秒的时间。这意味着考生只需要大约 1 分钟的会话内容。鉴于有 4 点提示, 考生只需要在每一点上准备几秒钟的实际内容即可。

现在看看下面的话题卡, 回答中有完整的结构和具体内容。

Describe a famous person you would like to meet.

You should say:

Who the person is

Why he / she is famous

Why you would like to meet this celebrity

What you would like to do if you met this person.

"I guess I could begin by saying something about who this person is, and I think I would have to choose the superstar Jackie Chan from Hong Kong.

Going on to my next point which is why he is famous, I really need to add that he is a world-renowned martial arts film star as well as being a successful director. In fact he was probably the first Chinese actor to achieve blockbuster success in Hollywood.

And now with reference to why I would like to meet this celebrity, the point I want to make here is that I have always been a big fan of martial arts movies, so if I had the chance to meet one of my childhood idols, it would be a dream come true.

And so finally then, if I have time, in answer to the question of what I would like to do if I met him, really I should mention that I would probably ask him to teach me a few special Kung Fu tricks and I would possibly invite him out for dinner at a classy restaurant or something like that."

The structure is complete in the example above but it probably needs slightly more content (maybe one more sentence for each point). However, there are many very good features in the example so far.

上面例子中的结构虽然完整, 但是可能需要再多一点内容(大概每一点需要再多一句话)。然而, 此例还是有很多好的特点。

○ Analysis

"I guess I could begin by saying something about who this person is, and I think I would have to choose the superstar Jackie Chan from Hong Kong."

(The first point is quite simple, but for most Part Two topics the first point is usually just a simple factual introduction.)

Fluency: the sentence begins with a linking phrase and contains redundant language.

Vocabulary: one topic-related word—“superstar”.

Grammar: complex structure and use of complex tense — “I would have to choose...”.

(第一点非常简单,但是在大多数的第二部分话题中第一点通常只是一个简单的引入语。)

流利: 句子以连接性短语开头并且含有冗词。

词汇: 含一个与话题相关的词汇——“superstar”。

语法: 含复杂结构以及复杂时态的应用——“I would have to choose...”。

“Going on to my next point which is why he is famous, I really need to add that he is a world-renowned martial arts film star as well as being a successful director. In fact he was probably the first Chinese actor to achieve blockbuster success in Hollywood.”

Fluency: the sentence begins with a linking structure and contains 3 more connecting structures: “I really need to add that”, “in fact”, “as well as”.

Vocabulary: topic-related uncommon words: “world-renowned”, “blockbuster success”.

Grammar: the use of the connecting structures makes it one long and complex sentence.

流利: 句子以连接结构开始并且包含另外三个连接结构: “I really need to add that”, “in fact”, “as well as”。

词汇: 含与话题相关的非常用词汇: “world renowned”, “blockbuster success”。

语法: 连接结构的使用使之成为一个长而复杂的句子。

“And now with reference to why I would like to meet this celebrity, the point I want to make here is that I have always been a big fan of martial arts movies, so if I had the chance to meet one of my childhood idols, it would be a dream come true.”

Fluency: begins with a linking phrase, and contains 2 other connectives.

Vocabulary: topic-related uncommon word: “childhood idol”; Idiomatic phrase: “dream come true”.

Grammar: the sentence is complex and contains examples of conditional tense—“so if I had the chance to meet one of my childhood idols, it would be...”

流利: 以连接性短语开头,并且包含两个其他的连接词。

词汇: 与话题相关的非常用词汇——“childhood idol”; 习语: “dream come true”。

语法: 句子结构复杂,包含条件句时态的例子——“so if I had the chance to meet one of my childhood idols, it would be...”

“And so finally then, if I have time, in answer to the question of what I would like to do if I met him, really I should mention that I would probably ask him to teach me a few special Kung Fu tricks and I would possibly invite him out for dinner at a classy restaurant or something like that.”

Fluency: begins with a linking phrase and contains redundant language—“or something like that”.

Vocabulary: uncommon words: “tricks”, “classy”.

Grammar: the sentence structure is complex and contains examples of conditional tenses: “would probably”, “would possibly”.

流利: 以连接性短语开始并且含有冗词——“or something like that”。

词汇: 含非常用词: “tricks”, “classy”。

语法: 句子结构复杂并且含有条件句时态的例子: “would probably”, “would possibly”。

○ Overall Analysis

Each of the four points covered in this Part Two talk focuses on all 3 areas of the marking system (we can't really work on pronunciation at this stage).

In summary, everything the candidate says is in some way increasing the speaking score.

Notice that the actual “content” that is presented doesn't really make any difference to the score.

This style of response is probably the easiest way to achieve a score of 7 or higher in Part Two.

该第二部分会话中涉及的这四点每一点都围绕评分体系的三个方面(当然我们在此无法涉及发音)。

总之, 该考生所说的所有内容都在某些方面增加了口语分数。

注意, 考生所说的实际的“内容”对分数没什么影响。

这种回答可能是在第二部分得到 7 分或 7 分以上的成绩的最简单方法。

○ Important Note

Notice that in the answers, the candidate doesn't change the wording from the topic card. If you start changing the wording you will begin to make grammar errors and this will reduce your “Grammar” score.

You can make very slight changes if you are 100% sure the change is correct, eg:

Who the person is → Who he is

Why you would like to meet this person → Why I would like to meet this star

Changing one or two words is fine but don't change the actual structure of the clause on the topic card or your whole

注意, 在回答中, 该考生没有改变话题卡上的用词。如果考生试图改变用词, 就可能犯语法错误, 这会减少考生的“语法”得分。

如果考生百分之百确定改变是正确的, 可以作微小的改变。

更换一两个词是可以的, 但是不要改变话题卡上从句的结构, 否则整

sentence could be grammatically wrong.

| 个句子可能出现语法错误。

Language for the “Fluency-based Strategy”

As mentioned earlier in this section the four linking structures and four topic card prompts work for EVERY Part Two topic. You will need to create your own 4 linking phrase structures.

The examples below can be combined in any order and they will all work with every prompt on every topic card.

When you choose your four structures, try to select sentences that don't repeat the same vocabulary (eg: “point”, “subject” etc.).

Don't waste time and energy learning and memorizing every possible linking phrase given below. Choose one from each section and learn those 4 so that you can produce them perfectly and naturally. Practice using those 4 for as many Part Two topics as you can.

Most of the following language can also be used in Part One and Part Three; so if you have time to spare it will be useful to get used to this way of making sentences.

正如本部分前面提到的，四个连接结构和四个话题卡提示对第二部分任何话题都有效。考生只需要说出四个自己的连接短语结构就可以了。

下面的例子可以以任意顺序组合起来，它们符合每个话题卡上的每一点提示。

选择四个结构时，尽量选择那些没有重复相同词汇的句子（例如“point”，“subject”等）。

不要时间和精力浪费在识记下面给出的每一个可能用到的连接性短语上。从每一部分选择一个结构并学习这四个结构，这样就能很好很自然地說出这些结构。尽可能多地针对第二部分话题练习使用四个连接结构。

下面大部分语句也可以用在第一部分和第三部分；因此如果考生时间充裕，熟悉这种造句的方式会很有帮助。

A. Opening phrase + the first prompt from card

Ok then, I guess I could start off by answering who the person is...
Alright then, in response to the first question of who the person is...
So to begin with, in reply to the initial point of who the person is...
Ok, I'll start the ball rolling by touching on the matter of who the person is...
Right then, I'd like to get cracking by pointing out who the person is...
So I suppose I should commence with the first aspect which is who the person is...
Initially then, I'd like to get started by looking at who the person is...
So, to start with I'll talk about who the person is...
So I guess I could kick off by stating who the person is...
Ok so my first point here would obviously be who the person is...

Before you add your content sentence, you need to add another linking phrase:

| 在加入内容句之前，需要加入另一个连接性短语：

...and I think I would have to choose...

...and I'd have to go for...

...and I'd probably select...

...and my choice is going to be...

...and the one I'd pick is...

So your opening sentence might be:

因此开篇句可以这样说:

"Ok, I'll start the ball rolling by touching on the matter of who the person is, and I'd have to go for Jackie Chan."

It would be a good idea to develop this first sentence further using a simple linking structure:

进一步用一个简单的连接结构将第一句话展开会是一个好办法:

because, for the reason that, actually, who is, which is (was), where, in fact, although, particularly, especially, etc.

"Ok, I'll start the ball rolling by touching on the matter of who the person is, and I'd have to go for Jackie Chan for the reason that..."

Remember, the first point will probably be your shortest point; so don't worry if you can't develop it with lots of details.

记住, 第一点或许是考生说的最少的一点, 因此如果无法用大量的细节将其展开也不要担心。

B. The second point + the second prompt from card

Going on to my next point which is why he is famous...

Continuing then with the next point of why he is famous...

Now with regard to the next question of why he is famous...

Next then in response to the point of why he is famous...

Regarding the theme of why he is famous...

Now on the subject of why he is famous...

Now concerning the matter of why he is famous...

Before you explain this point you need to add a second linking phrase (similar to your first point).

在解释这一点之前需要插入另一个连接性短语(与第一点相似)。

...and what I'd like to add here is that...

...and what I need to emphasize here is that...

...and what I ought to stress here is that...

...and the thing that needs to be highlighted here is that...

...and what I have to mention here is that...

Notice that all of these linking structures end in “that”. This means it is very easy to make a complex sentence structure by adding a simple clause.

So the second point might be:

“Now concerning the matter of why he is famous, and the thing that needs to be highlighted here is that he is a world-renowned martial arts film star.”

You should develop this point using a basic linking word with one or two details which help to explain your first point.

Remember—you don’t really need to speak for more than 40 seconds on any of the 4 points, so don’t introduce too many details.

注意所有这些连接结构都以“that”结尾。这样,就很容易通过添加一个简单的从句构成复杂句子结构。

所以第二点可能是这样:

考生应该使用一个基本的连接词再加上一两可以解释第一点的细节对该点进行展开。

记住——考生不需要就这四点中任意一点说上超过 40 秒,因此不要说太多细节。

C. The third point + the third prompt from card

Progressing to the subject of why I would like to meet this celebrity...
Moving onto the business of why I would like to meet this celebrity...
Drawing attention to the matter of why I would like to meet this celebrity...
Proceeding with the issue of why I would like to meet this celebrity...
Moving forward onto the area of why I would like to meet this celebrity...

Now add your second linking phrase:

I would like to explain that...

You really have to understand that...

I suppose I should underline the fact that...

现在插入第二个连接性短语:

What I’d like to make clear is that...

What I’d like to shed light on here is that...

So the third point could be:

“Moving onto the business of why I would like to meet this celebrity, the chief explanation would most likely be that I would probably ask him to teach me a few special Kung Fu tricks.”

因此第三点可以这样说:

Now use another linking word to develop this point into a longer sentence (give reasons, details, explanations etc.)

现在使用另外一个连接词将这一点扩展为一个长一些的句子(提供原因、细节、解释等)。

D. The fourth point + the fourth prompt from card

If you give fairly long responses for the other points, you might not have time to cover the last point. This is

如果考生在其他几点上给出的回答相当长,可能会没有时间谈及最后一

not a problem, as long as you have produced all of the linking structures in the first 3 points—your Part Two talk will be fine.

The last linking phrase:

Finally then, if there's time, I could deal with the last question of...

To end with, if I still have time, I could take care of the final question of...

As a final point, if time permits, I'd like to bring in the point of...

To cut a long story short, as my very last point, with reference to the question of...

点。只要考生在前三点上使用了所有的连接结构,这就不是问题——考生第二部分会话成绩应该不错。

最后的连接性短语:

It will probably be unnecessary to develop this point because hopefully the examiner will stop you around this point.

Most people find that when they use this method, they reach the two-minute mark just after saying this final linking phrase.

可能没必要就这一点展开,因为考官极有可能在这里打断考生。

大多数考生发现当他们使用这一方法时,刚好会在说完最后的连接性短语时达到两分钟时限。

Strategy Summary

The reason why this strategy is called the “fluency-based strategy” can be illustrated below.

Your overall answer will look something like this:

1. Linking phrase + prompt + linking phrase + details + connective...
2. Linking phrase + prompt + linking phrase + details + connective...
3. Linking phrase + prompt + linking phrase + details + connective...
4. Linking phrase + prompt + linking phrase + details + connective...

In the marking system, linking phrases and connectives feature heavily in the fluency scoring and so obviously an answer of this type has an enormous affect on your “Fluency” score.

It is interesting to note that most people only produce 3 or 4 linking phrases in their whole interview. However, if you use this system you will produce 8 of these in your Part Two talk alone!

It is also important to realise that the overall structure produces a large amount of complex grammar structures.

这一策略被称为“流利策略”的原因如下所述。

考生答案总体看上去会是这样:

在评分系统中,连词性短语和连接词在流利程度得分中起着举足轻重的作用,因此这种类型的回答显然将对考生的“流利”一项的得分产生巨大影响。

有趣的是多数人在他们的面试中只用到三四个连词性短语,然而一旦考生使用这一结构体系,仅仅在第二部分会话中就能够说出八个连接性短语!

要意识到重要的一点是,这一总体结构可以产生大量复杂的语法结构。

○ Advice

As the author of this book, an IELTS examiner for 5 years and an IELTS trainer for 6 years, I strongly recommend all candidates to use this strategy in Part Two. It instantly transforms what is usually the worst part of the speaking test into the highest scoring part.

作为本书的作者，一个有五年经验的雅思考官，和有六年经验的雅思培训师，笔者强烈推荐所有的考生在第二部分中使用这一策略。它可以立竿见影地把通常来说口语考试中最差的部分变成得分最高的部分。

Examples of Part Two Using the Fluency Method

Describe an animal that can be found in your country.

You should say:

What type of animal it is

Where it can be found

Whether you have seen it

What other people think of this animal.

Preparation Notes

Panda

Present tense + Past tense

national symbol

nature reserve

endangered species

protected

Part Two Talk

"So to begin with, in reply to the initial point of what type of animal it is and the one I'd pick is the giant panda. Actually there are two types of panda, the lesser or red panda and the commonly known giant panda which is the national symbol of China.

Now concerning the matter of where it can be found, and what I ought to stress here is that because it is an endangered species it lives mostly in protected nature reserves in Western China although it is also possible to see them in zoos around the world.

Moving onto the business of whether I have seen it, I suppose I should underline the fact that I visited the Panda Sanctuary in Chengdu 2 years ago while I was travelling in Sichuan Province. It was actually a one-day tour of the pandas' habitat which included lectures from conservation experts.

As a final point, if time permits, I'd like to bring in the point of what other people think of this animal. I guess that most Chinese people feel some sense of patriotism towards the giant panda because it is recognized globally the archetypal Chinese animal. "

Describe a useful skill that you would like to learn.

You should say:

What the skill is

Why you would like to learn it

Whether it would be difficult to learn

Whether you think you will learn this skill in the near future.

Preparation Notes

Tai Ji / Tai Chi

Conditional tense + Present tense

would / could / might

Part Two Talk

"Ok, I'll start the ball rolling by touching on the matter of what the skill is, and I'd probably select the Chinese martial art Tai Ji, a skilled art which is used to promote physical and spiritual well-being.

Continuing then with the next point of why I would like to learn it, and what I ought to stress here is that I would really like to get in shape because at the moment I'm quite unfit. Ever since I was a kid I've been kind of fascinated by Tai Ji, especially the way it can help you to relieve stress and improve overall physical fitness.

Progressing to the subject of whether it would be difficult to learn, you really have to understand that it would probably be quite demanding at first, then again I'm sure I would be able to deal with the challenge, although it might be tough to master some of the complicated breathing exercises.

So to end with, if I still have time, I could take care of the final question of whether I think I will learn this skill in the near future, and I should say that I have in actual fact already signed up for a Tai Ji class which is run at the local martial arts centre near where I live."

Describe your childhood home.

You should say:

What type of house / flat it was

Where it was located

What you liked about it

Whether you still live in this house / flat.

Preparation Notes

Rural cottage

PAST TENSES !!

thatched roof

backyard

Part Two Talk

“Right then, I’d like to get cracking by pointing out what type of house it was, and I’d have to go for the house that I was born in, which was a spacious rural cottage in a mountainous area of Northwest Hubei. Actually this was a single storey house with about five bedrooms.

Regarding the theme of where it was located, and the thing that needs to be highlighted here is that it was set in lush fields near a range of mountains near the border with Sichuan Province. Actually it was quite isolated—the nearest town was about 10km away and the roads were quite bumpy.

Moving forward onto the area of what I liked about it, I would like to explain that although I don’t remember too much about it, the things that has always stayed in my mind are the thatched roof which made it nice and cool in the hot summer months and the communal courtyard that we shared with our neighbours.

Finally then, if there’s time, I could deal with the last question of whether I still live in this house and as I’ve already mentioned I was born in this house but I moved out when I was about 5 years old.

VI Part Two Topic Analysis

The following pages offer most of the Part Two topic cards with suggested ideas for selection, uncommon vocabulary and some grammar tips.

The topics are arranged into basic groups, eg, people, places, events etc.

Remember you do not need to memorise or learn the language on the topic cards because you will be able to look at the card throughout your Part Two talk.

It is important to try to learn and remember uncommon vocabulary for each of the topic areas.

The most important thing to remember is that you can use the same content or vocabulary and grammar for many different topics (eg, a teacher, an old person).

下面数页提供的是大部分第二部分的话题卡, 以及选材建议、非常用词汇和一些语法提示。

这些话题分为几类, 如人物、地点、事件等。

记住, 考生不需要记住或学习话题卡上的语言, 因为考生在第二部分的会话过程中一直可以看卡片。

重要的是识记每个话题中的非常用词汇。

考生需要记住的最重要的一点是, 可以在许多不同的话题中使用同样的内容或词汇及语法 (例如老师、老人)。

Section 1 : People

- (1) A famous person
- (2) A sports star
- (3) A singer or musician
- (4) A character from a story / film / TV programme
- (5) An old person
- (6) A teacher who has influenced you
- (7) A neighbour
- (8) A child you know
- (9) A family member
- (10) Compare two family members
- (11) Someone who you have studied or worked with
- (12) A friend
- (13) A happy person who you know
- (14) A successful leader who you admire
- (15) Someone you know who speaks another language

People 1 : A famous person

Describe someone who is famous in your country. (Or describe a famous person who you admire.)

You should say:

Who the person is

Why he / she is famous

Why you admire this person

What you would do if you met this person.

Suggestion

Choose a star who is famous in more than one area, such as a pop star who also acts in movies and TV shows (eg, Mo Wenwei / Andy Lau).

Uncommon Vocabulary

a big name megastar

celebrity

renowned

well-known

legendary

admirer

fan

Grammar Point

Use mostly present tenses. Use one example of "used to" to describe something in the past:

She used to be a TV show host.

Use an example of present perfect tense:

I've been an admirer of her for many years.

Use an example of "would / could / might" to talk about the last point:

If I met her I would like to have dinner with her.

People 2 : A sports star

Describe a sports star who is famous in your country.

You should say:

Who the person is

Why he / she is famous

What is special about him / her

Whether you would like to meet this person.

Suggestion

Choose someone like Li Ning. This gives you the chance to talk about his sporting achievements as well as his successful business and clothing shops.

Uncommon Vocabulary

spectator sport

gymnastics

prodigy

world champion

Olympic gold medal winner

Grammar Point

Use the same grammar as People 1: A famous person.

People 3 : A singer or musician

Describe a singer or musician that you admire.

You should say:

Who the person is

What type of music songs he / she plays

Why you admire this person

Whether this person is popular in your country.

Suggestion

Choose the same person as People 1: A famous person (eg, Mo Wenwei / Andy Lau).

Uncommon Vocabulary

Use the same vocabulary as People 1: A famous person, and also use some vocabulary from Part One Topic 6: Music.

Grammar Point

Use the same grammar as People 1: A famous person.

People 4: A character from a story / film / TV programme

Describe a character from a story / film / TV programme.

You should say:

Who the character is

When you first saw or heard this story / film / TV programme

What kind of person this character is

Why you like this character.

Suggestion

You can cover all 3 characters by talking about a character from *Journey to the West*, Zhu Bajie or Sun Wukong.

Uncommon Vocabulary

legend

mythical

fairy-tale

amiable

good-humoured

Grammar Point

Use past tenses to describe when the story was first written etc.:

The story was originally written about 500 years ago.

I first read the story / saw the film / programme when I was living in Beijing.

Use present perfect tense:

I've always been a big admirer of Zhu Bajie.

People 5: An old person

Describe an old person who has influenced you.

You should say:

Who the person is

How you know this person

How he / she has influenced you

Whether this person has influenced other people.

Suggestion

Talk about a teacher (the same as the next topic).

Uncommon Vocabulary

old aged pensioner

elucidate (= explain)

put in plain words

well-respected

tutor

mentor

inspiring

Grammar Point

Use a mix of past tenses:

We first met when I was studying in my primary school.

He used to be my Chinese teacher.

Use future tenses:

I will always remember how he...

I will never forget how he...

People 6: A teacher who has influenced you

Describe a teacher who has influenced you.

You should say:

Who the teacher is

Where and when you met him / her

How he / she has influenced you

Whether you still know this teacher.

(Exactly the same as People 5: An old person.)

People 7: A neighbour

Describe a neighbour who you get on well with.

You should say:

Who the neighbour is

How long you have known this person

What you like about this person

How often you see this person.

(Exactly the same as People 5: An old person.)

People 8: A child you know

Describe a child that you know.

You should say:

Who the child is

How you know this child

What you like about this child

What things you do with this child.

Suggestion

Choose a young relative (cousin, brother or sister).

Uncommon Vocabulary

youngster

kid

youthful

relative

chummy

immature

(See also Part One Topic 14: Friends.)

Grammar Point

Use a mix of past tenses:

I've known this kid ever since he was a baby.

He used to live in the same community with me.

Use future structures:

I will always remember how he...

I will never forget how he...

People 9: A family member

Describe a family member who you like.

You should say:

Who the person is

Why you like this person

What things you do together

Whether you think you are similar to this person.

(Exactly the same as People 8: A child you know.)

People 10: Compare two family members

Compare two members of your family.

You should say:

Who the two people are

How they are similar

How they are different

What you like about these two people.

You can use most of the same content from People 8: A child you know, but you can invent a twin brother or sister for that child, so you can talk about "my young cousins who are identical twins".

Uncommon Vocabulary

identical

impossible to tell apart

like two peas in a pod

likeness

outward appearance

trait

Grammar Point

You need to use some comparative structures:

A tends to be more... (*adj.*) whereas in contrast B seems to be more... (*adj.*) On the one hand, A is usually quite... (*adj.*) while B is often fairly... (*adj.*) One remarkable similarity is that they both...
One clearly distinguished distinction is that...

People 11: Someone you have studied or worked with

Describe someone you have studied or worked with.

You should say:

How the person was

When you first met this person

Whether you had a good relationship

.....

Suggestion

Invent someone. Don't talk about a real person. Choose a classmate or workmate who was also your friend and focus on friendship as well as studying or working.

Uncommon Vocabulary

Use vocabulary from Part One Topic 14: Friends; Part One 2a and 2b: Your job, Your studies.

Grammar Point

Use a mix of past tenses:

We always used to...

Use future structures:

I will always remember how we used to...

I will never forget about the times when we used to...

People 12: A friend

Describe a close friend.

You should say:

Who the friend is

Where and when you first met

What you like about this friend

Whether this person is popular with other people.

Exactly the same as People 11: Someone you have studied or worked with. Talk about your friendship in the past. Use past tenses to increase your grammar score.

Uncommon Vocabulary

Use vocabulary from Part One Topic 14: Friends.

People 13: A happy person who you know

Describe a happy person who you know.

You should say:

Who the person is

How you know this person

What things you do together

Why you think this person is happy.

Exactly the same as People 11: Someone you have studied or worked with. Talk about your friendship in the past. Use past tenses to increase your grammar score.

Uncommon Vocabulary

Use vocabulary from Part One Topic 14: Friends; Part One Topic 23: Happiness.

People 14: A successful leader who you admire

Describe a successful leader who you admire.

You should say:

Who the person is

What makes him / her a good leader

Why you admire this person

Whether this person has influenced you.

Suggestion

Do not choose a famous leader or politician. Invent a leader or manager who you worked with. (If you are still a student, say that you used to have a part-time job.)

Uncommon Vocabulary

leadership quality

supervision

guidance

support

encourage

Grammar Point

Focus on the past tenses:

He would always...

He frequently used to...

Use future structures:

I will always remember how he used to...

I will never forget about the times when he used to...

People 15: Someone you know who speaks another language

Describe someone you know who speaks another language.

You should say:

Who the person is

How you met this person

What other language he speaks

What you like about this person.

Suggestion

Use the same content as People 5: An old person; People 6: A teacher who has influenced you. (Say that your teacher speaks Korean or French.)



“People” Summary



As you can see, there are many different topics about “people”. 正如你所见，关于“人物”有许多话题。请务必将每个话题都识记。

language for each topic.

Generally it is better to focus on past events when talking about people as this will increase your “Grammar” score. Most of the language presented for each topic can be reused for other topics.

或说出不同的语言。

总体上讲，当谈论人物的时候最好集中在过去的事情上，因为这样可以提高“语法”分。每个话题中出现的大部分语句都可以再次运用于其他话题。

Section 2 : Places

- | | |
|---|---|
| (1) An important building | (12) A library |
| (2) A historical building / place | (13) A museum you have visited |
| (3) A famous building | (14) Your childhood home |
| (4) A place of natural beauty | (15) Your idea of an ideal house |
| (5) A peaceful place | (16) A restaurant |
| (6) A quiet place | (17) A city you would like to visit |
| (7) A place in your city that you know well | (18) A country you would like to visit |
| (8) A walk that you regularly take | (19) A city / town / village you have visited |
| (9) A garden / park | (20) A monument |
| (10) A river, lake or sea you have visited | (21) A hotel |
| (11) A shop | (22) Your favourite room |

Place 1: An important building

Describe an important building in your city.

You should say:

Where the building is located

What it looks like

What it is used for

How often you visit this place.

Suggestion

It is quite difficult to describe traditional Chinese architecture in English, so it is best to avoid this area. An easy building to describe is a multi-functional building, eg, a shopping and entertainment centre.

Uncommon Vocabulary

prominent

well-known

landmark

See also Part One Topic 42: Buildings.

Grammar Point

Use past tenses:

It was originally constructed way back in 1890. Years ago it was primarily used as a government office. Now its main function is... I used to go there quite a lot when I was a kid.

Place 2: A historical building / place

Describe a historical building you have visited.

You should say:

Where the building is located

What it looks like

What it is used for

Whether this building is popular with tourists.

(Exactly the same as Place 1: An important building.)

Place 3: A famous building

Describe a famous building in your city.

You should say:

Where the building is located

What it looks like

What it is used for

How often you visit this place.

(Exactly the same as Place 1: An important building.)

Place 4: A place of natural beauty

Describe a place of natural beauty that you have visited.

You should say:

Where the place is located

What kind of place it is

What you did there

What is special about this place.

Suggestion

Invent one—don't talk about a real one. You can talk about "a newly-developed riverside park with botanical gardens".

Uncommon Vocabulary

a bamboo wooded area

tranquil

lush shrub

tropical plant

gorgeous flower

stunning plant life

rock sculpture

unspoiled

get away from the hustle and bustle of the city

get closer to nature

Grammar Point

Use present perfect tense:

I've actually been there a few times.

Use past continuous and past simple:

The first time I visited this place I took quite a few photos while I was walking around.

Use future tense:

It's going to be enlarged next year; it will include a boating lake.

Place 5: A peaceful place

Describe a peaceful place that you have visited.

You should say:

Where the place is

When you visited this place

What you did there

Why you think it was peaceful.

(Exactly the same as Place 4: A place of natural beauty.)

Place 6: A quiet place

Describe a quiet place that you know.

You should say:

Where this place is

What type of place it is

How often you go to this place

Whether there are other quiet places where you live.

(Exactly the same as Place 4: A place of natural beauty.)

Place 7: A place in your city that you know well

Describe a place in your city that you know well.

You should say:

What type of place it is

How often you go there

What you do there

Whether it is a popular place.

(Exactly the same as Place 4: A place of natural beauty.)

Place 8: A walk that you regularly take

Describe a walk that you regularly take.

You should say:

Where you walk

How often you walk there

Why you like to walk there

Whether other people like to walk there.

(Exactly the same as Place 4: A place of natural beauty.)

Additional Vocabulary

go for a stroll

amble

get a breath of fresh air

Place 9: A garden / park

Describe a garden or park that you know.

You should say:

Where it is located

How often you go there

What you do there

Whether there are other places like this where you live.

(Exactly the same as Place 4: A place of natural beauty.)

Place 10: A river, lake or sea you have visited

Describe a river, lake or sea that you have visited.

You should say:

Where this place is

Why you went there

What you liked about this place

Whether you would like to go there again.

Focus on a river or lake but describe the park area beside the river or lake. By doing this you can use the content from Place 4: A place of natural beauty.

Place 11: A shop

Describe a shop that you like.

You should say:

Where the shop is

What type of shop it is

How often you visit this shop

What you like about this shop.

Use some of the content from Place 1: An important building. Combine this with vocabulary from Part One Topic 24: Shopping.

Place 12: A library

Describe a library that you have visited.

You should say:

Where the library is located

What you use it for

How often you visit this place

What special features it has.

Suggestion

Talk about the central library in your city. (Invent this if you don't know about it.) Say that the library is a well-equipped multimedia library.

Uncommon Vocabulary

old publication

specialist journal

historical record

facility

interactive software

Internet access

audio-visual

borrow

lend

overdue

(pay a) fine

Grammar Point

Use past tenses:

It was first established in 1995.

I used to borrow textbooks and course books when I was studying.

Use an "if" clause:

They never fine you, even if the returned books are overdue.

Place 13: A museum you have visited

Describe a museum you have visited.

You should say:

What type of museum it is

Why you visited this place

What you liked about it

Whether you would like to go there again.

Suggestion

You can talk about a provincial or metropolitan museum, eg, Hubei Provincial Museum / Beijing Metropolitan Museum.

Uncommon Vocabulary

Use vocabulary from Part One Topic 44: Museums.

Place 14: Your childhood home

Describe your childhood home.

You should say:

Where this place is located

What type of house it is

How long you lived there

What you liked about this place.

Suggestion

It is quite difficult to describe city accommodation. It is probably easier to talk about a home in the countryside. (Even if you have never lived in the countryside, you should be able to describe a typical countryside house.)

Uncommon Vocabulary

single-storey

an isolated rural community

central courtyard

meadow

a typical rustic style bungalow

veranda

thatched roof

dried grass

close-knit

Grammar Point

Use a mix of past tenses:

I used to live...

I lived there for 7 years.

While I was living there...

We moved out when I was 11 years old.

Use present tenses:

My relatives are still living there.

I've been back there a few times.

Place 15: Your idea of an ideal house

Describe your idea of an ideal house.

You should say:

What type of house it would be

Why you would like to live there

What special features it would have

Whether you think you will ever live in a house like this.

Suggestion

Use the same content as Place 14: Your childhood home.

Grammar Point

You must use conditional tenses (if+ would / could / might):

If I could choose my dream house, I would probably opt for...

It would have...

If I could pick and choose, I would like it to be / have...

If it was...then I might be able to...

If it had...then I would be able to...

Place 16: A restaurant

Describe a restaurant that you have visited.

You should say:

Where the restaurant is located

What type of restaurant it is

What you liked about this place

Whether you would recommend this place to others.

Suggestion

Say that the restaurant is located within the important building as described in Place 1: An important building. Expand this by adding details about the food, service and interior décor.

Uncommon Vocabulary

Use a mix of vocabulary from: Part One Topic 13: Restaurants; Part One Topic 31: Cooking; Part One Topic 36: Food.

Grammar Point

Use a conditional structure to express a recommendation:

If asked, I would most definitely recommend this place on the basis that...

Use past tenses to describe your experience in the restaurant. Use present tenses to describe the features of the food etc.

Place 17: A city you would like to visit

Describe a city you would like to visit.

You should say:

Where the city is

Why you would like to visit this city

What you know about this city

Whether you think you will visit this place in the future.

Suggestion

Choose any city that you know something about. The trick with this topic is to talk about a city in a different country, eg, New York.

Uncommon Vocabulary

native custom

renowned

indigenous culture

landmark

(Use vocabulary from Part One Topic 34: Travelling.)

Grammar Point

You must use conditional sentences because the topic card says—"a city you would like to visit" (i. e. a city you have not visited already):

If I had the option to choose any city, I would probably pick...

The reason why I would select this place is because I would love to...and I might be able to...

Use a present perfect tense + past simple tense:

Ever since I was a kid I have always had a real yearning to visit this place.

Place 18 : A country you would like to visit

Describe a country you would like to visit.

You should say:

What the country is

Why you would like to visit this country

What you know about this country

Whether you think you will visit this place in the future.

Use the same content, vocabulary and grammar as Place 17: A city you would like to visit, but change it to country and focus on one city in that country, eg, USA, New York City.

Place 19 : A city / town / village you have visited

Describe a city / town / village you have visited.

You should say:

When you went there

What you did there

What you liked about this place

Whether you would like to visit this place again.

Use the same content, vocabulary as Place 17: A city you would like to visit, but say that you have actually visited this place. Talk about a city that you know something about, eg, a famous city—London or Paris.

You do not need to use conditional (if + would) grammar for this topic. You must use a mixture of past and present tenses:

I spent a week in...

I had never been there before so I was rather enthusiastic about this trip.

One the second day, while I was shopping, I saw...

I haven't been back to this place since that first visit.

Place 20 : A monument

Describe an important monument in your city or country.

You should say:

Where it is located

What it looks like

Why it is important

Whether it is famous.

Suggestion

This is quite a difficult topic to talk about. Because the topic is a monument, it is not really acceptable to describe a building. The most common type of monument is probably a statue in memory of something or someone; so this is the easiest one to talk about. Use the basic content from Place 4: A place of natural beauty as an introduction and then continue by talking about a monument in the park or garden.

Uncommon Vocabulary

historical memorial

shrine

place of pilgrimage

carved

cenotaph

bronze sculpture

dedicated to

engraved

honouring

commemorative plaque

Grammar Point

Use mostly present tenses; include some past tenses:

I remember when I first saw this bronze sculpture, I was quite impressed by the engraved commemorative plaque.

Place 21 : A hotel

Describe a hotel you have stayed in or visited.

You should say:

Where the hotel is located

When you stayed there / visited this place

Why you went there

What you liked about it.

Suggestion

Use a combination of Place 1: An important building and Place 16: A restaurant. Say that you haven't actually stayed in this hotel but you have dined in the restaurant.

Place 22: Your favourite room

Describe your favourite room in your home.

You should say:

What room it is

What it looks like

What you use it for

Why it is your favourite.

Suggestion

The easiest room in the house to describe is the living room. You can describe all the electronic equipment (DVD player, Hi-fi etc.) and all the activities you do in this room (reading; watching TV, films etc.).

Uncommon Vocabulary

sitting room (=living room)

furnish

redecorate

all mod cons (= many modern appliances)

Grammar Point

Try to use a mix of tenses:

When I was at school, I used to do my homework on the sofa.

When I was kid, I always played in the living room.

I've been living in this house for about 10 years.

Section 3 : Experiences

- (1) Something difficult that you did well
- (2) Something you would like to succeed in doing
- (3) A skill you would like to learn
- (4) A short course
- (5) A happy event
- (6) A party
- (7) A special meal
- (8) A wedding you have attended
- (9) Some important advice
- (10) Some help that you received
- (11) Some important news
- (12) Some important family news
- (13) An important letter you received
- (14) An important letter you sent
- (15) An interesting trip you have been on
- (16) The best holiday you have been on
- (17) Some long distance travel you would like to do
- (18) An activity in an English lesson
- (19) An important decision
- (20) An important change in your life
- (21) An event that changed your life
- (22) A busy time in your life
- (23) A festival that is popular in your country
- (24) Something dangerous you would like to do

Experience 1 : Something difficult that you did well

Describe something difficult that you did well.

You should say:

What you did

Why it was difficult

How you managed to do it

Whether you think you will do this thing again.

Suggestion

Talk about a skill that you have learned. The obvious choice is a language (NOT English—choose another language, eg, Korean, Japanese or Vietnamese). You will need to lie for this topic. It is quite easy to do—just describe your experience of learning English but change it to another language.

Uncommon Vocabulary

Use vocabulary from Part One Topic 9: Learning English and Part One Topic 21: Learning languages.

You can also use vocabulary from People 6: A teacher who has influenced you. Additional words:

easier said than done (= difficult)

get to grips with (= get familiar with)

overcome

tricky

deal with

Grammar Point

You can use some present tenses to describe some aspects of the language:

Japanese is based on Chinese script.

Use mostly past tenses to describe your learning experience:

At the outset I found it quite tricky; I used to get confused by...

Experience 2 : Something you would like to succeed in doing

Describe something you would like to succeed in doing.

You should say:

What you would like to succeed in

Why you would like to do this

Whether you think it would be difficult

Whether you think you will achieve this in the near future.

Suggestion

Although this topic is not actually a real “experience”, I have included it in this section because it is almost the same as Experience 1: Something difficult that you did well. Talk about the same content (or language) but change the grammar.

Grammar Point

Use some present tenses to describe the language. You must use some conditional structures:

I imagine that the grammar would be quite tricky.

I might have problems with the pronunciation.

I guess I would be able to cope with the written script.

If all goes to plan, I would like to start learning this next year.

Experience 3 : A skill you would like to learn

Describe a skill you would like to learn in the future.

You should say:

What the skill is

Why you want to learn this skill

Whether you think it would be difficult

Whether you think you will learn it in the near future.

Suggestion

Use exactly the same content, vocabulary and grammar as Experience 2: Something you would like to succeed in doing.

Experience 4: A short course

Describe a short course that you have taken or would like to attend.

You should say:

What the course is about

Where you did it or would do it

Why you chose or would choose this course

How it has benefited or will benefit you.

Suggestion

Use exactly the same content as Experience 1: Something difficult that you did well and Experience 2: Something you would like to succeed in doing. This topic card gives you the choice of a course you have attended or a course you would like to attend. Talk about a course “you would like to take”. If you do this you must use conditional tenses (if + would / could / might) and this will increase your grammar score.

Experience 5: A happy event

Describe a happy event in your life.

You should say:

What the event was

What you did

Why it was happy

Whether this type of event is common in your country.

Suggestion

The obvious choice for this topic is a birthday party.

Uncommon Vocabulary

celebrate

celebration

a birthday bash (= a birthday party)

Use the vocabulary from: Part One Topic 13: Restaurants; Part One Topic 23: Happiness; Part One Topic 36: Food; Part One Topic 37: Birthdays.

Grammar Point

Use a mix of past tenses:

I was my 18th birthday; at that time I was studying at...

I had never had a birthday party before so I was quite thrilled.

Use a future tense + past tense:

I don't think I will ever forget the cake that my friends had bought.

Experience 6: A party

Describe a party you have been to.

You should say:

Where the party was held

Who attended the party

What you liked about the party

Whether you often go to parties.

Suggestion

Use exactly the same content, vocabulary and grammar as Experience 5: A happy event.

Experience 7: A special meal

Describe a special meal that you have eaten.

You should say:

Where you had this meal

What food you had

Why it was special

Whether this type of meal is common in your country.

Suggestion

Use exactly the same content, vocabulary and grammar as Experience 5: A happy event. Focus more on the food aspect. Use: Part One Topic 13: Restaurants; Part One Topic 36: Food.

Experience 8 : A wedding you have attended

Describe a wedding you have attended.

You should say:

When it was

Who got married

What happened at the wedding

Whether this was a typical wedding in your country.

Suggestion

This topic is not very flexible. Choose any wedding or invent one.

Uncommon Vocabulary

Use Part One Topic 32: Weddings.

Grammar Point

Use a mix of past tenses:

I had never attended a wedding reception before so I was quite thrilled.

Some guests were quite drunk towards the end because they had been drinking all day.

Experience 9: Some important advice

Describe some important advice you received.

You should say:

Who gave you the advice

What the advice was

Why it was important

How this advice helped you.

Suggestion

At first this topic appears to be quite difficult. The easiest choice is to talk about a teacher who advised you to learn another language (NOT English). If you talk about this then you can use vocabulary from other topics.

Uncommon Vocabulary

recommendation

guidance

suggestion

beneficial

Use Part One Topic 9: Learning English; Part One Topic 21: Learning languages; People 6 : A teacher; Experience 1: Something difficult that you did well.

Experience 10: Some help that you received

Describe some help that you received.

You should say:

Who helped you

What the help was

Why you needed this help

How you felt after receiving this help.

Suggestion

Exactly the same as Experience 9: Some important advice.

Experience 11: Some important news

Describe some important news that you have received.

You should say:

What the news was

How you heard about this news

Why it was important

Whether it influenced you.

Suggestion

It should be quite easy to talk about passing an exam. Choose an important exam like the “Zhong Kao”. If you do this it will give you a good opportunity to paraphrase.

Uncommon Vocabulary

compulsory	state administered exam	conscientiously
multi-discipline (= many subjects)	test-preparation	taxing (=difficult)
pass mark	certificate	of great consequence

Grammar Point

Use a variety of past tenses:

Around that time I was studying in a local middle school.

I had been preparing quite conscientiously for quite a while.

I was quite surprised that I had passed because I had found it quite taxing.

The news arrived by post; it was delivered while I was sitting down to breakfast.

Experience 12: Some important family news

Describe some important family news.

You should say:

What the news was

How you heard about this news

Whether it was important

How you felt when you heard this news.

Suggestion

Exactly the same as Experience 11: Some important news.

Experience 13: An important letter you received

Describe an important letter you received.

You should say:

When you received this letter

What the letter was about

How you felt when you read it

Why it was important.

Suggestion

Exactly the same as Experience 11: Some important news.

Experience 14: An important letter you sent

Describe an important letter you sent.

You should say:

When you sent it

What it was about

Why it was important

Whether it influenced you.

Suggestion

This is quite an easy topic. There are many options to choose from. However, the best option is probably a letter of complaint about a product or service. (If you choose a “product”, then you can use the same content for another topic later in this chapter.)

Uncommon Vocabulary

complaint

unacceptable

compensation

proprietor (=shopkeeper)

disgruntled (=unsatisfied)

criticize

not up to scratch (= unacceptable)

get one's money back

Grammar

Use a variety of past tenses:

I originally sent the letter last month because I had previously bought a... (product)

When I first bought this... (product) the proprietor had initially told me that...

At first the... (product) had been quite satisfactory, but later I noticed that...

Experience 15: An interesting trip you have been on

Describe an interesting trip you have been on.

You should say:

Where / When you went

What you did there

Why it was interesting

Whether you would like to go on a similar trip again.

Suggestion

Use exactly the same content and language as Place 19: A city / town / village you have visited. Use vocabulary from Part One Topic 34: Travelling.

Experience 16: The best holiday you have been on

Describe the best holiday you have been on.

You should say:

Where / When you went

How you travelled there

Why you chose to go to this place

What you liked most about this holiday.

Suggestion

Use exactly the same content and language as Place 19: A city / town / village you have visited. Use vocabulary from Part One Topic 34: Travelling.

Experience 17: Some long distance travel you would like to do

Describe some long distance travel you would like to do.

You should say:

Where you would go

How you would get there

Why you would choose this place

Whether the trip would be expensive.

Suggestion

This topic is not actually an experience because the card states "would like to do". It has been included in this section because the actual vocabulary and content can be exactly the same as Experience 15 : An interesting trip you have been on; Experience 16: The best holiday you have been on. Remember to use

vocabulary from Part One Topic 34: Travelling.

Grammar Point

You must use conditional tense:

If I had the option to travel to any destination, I would probably pick...

The reason why I would select this trip is because I would love to...and I might be able to...

Use a present perfect + past simple tense:

Ever since I was a kid I have always had a real burning desire to visit this place.

Experience 18: An activity in an English lesson

Describe an activity in an English lesson that you enjoyed.

You should say:

What the activity was

Why you enjoyed it

What you learned from this activity

Whether you would like to do a similar activity again.

Suggestion

Talk about a play or performance that your English class produced.

Uncommon Vocabulary

a drama production

theatrical performance

English script

an adaptation of a famous play

scene

take part in

stage

costume

audience

Grammar

Use past tenses to describe the event. Use passives to describe the details:

The play was performed by...

The script was written by...

The costumes were made from...

The scenery was made of...

Experience 19 : An important decision

Describe an important decision that you made.

You should say:

When you made this decision

What the decision was

Why this decision was important

Whether this decision changed your life.

Suggestion

Describe your decision to start learning a new skill or language. Use some of the content from Part One Topic 9: Learning English; Part One Topic 21: Learning languages; Experience 1: Something difficult that you did well. Say that this decision was important because you made many new friends on this course. Use some vocabulary from Part One Topic 14: Friends; Part One Topic 16: Meeting new people.

Grammar Point

All of the sentences should use past tenses.

Experience 20: An important change in your life

Describe an important change in your life.

You should say:

When this change happened

What the change was

Why it was important

How this event has influenced your life.

Suggestion

Exactly the same as Experience 19: An important decision.

Uncommon Vocabulary

transformation

have an influential effect on

inspire a change

a fresh start

transformed

Experience 21 : An event that changed your life

Describe an event that changed your life.

You should say:

When this event happened

What the event was

How you felt after this event

How this event changed your life.

Suggestion

Exactly the same as Experience 19: An important decision; Experience 20: An important change in your life.

Experience 22: A busy time in your life

Describe a busy time in your life.

You should say:

When this time was

Why it was busy

How you felt during this time

Whether you would like a similar experience in the future.

Suggestion

Talk about preparation for Spring Festival (describe the shopping and other arrangements that you prepared before the actual festival).

Uncommon Vocabulary

hectic

eventful

preparation

arrangement

necessity

essential

luxury

Grammar Point

All sentences use past tenses:

While I was shopping, I remember that the shops were really packed out (= crowded).

I felt exhausted because I had been shopping non-stop for a whole week.

Experience 23: A festival that is popular in your country

Describe a festival that is popular in your country.

You should say:

What the festival is

What time of year it is

What people do during this festival

Whether this festival has changed in recent years.

Suggestion

Describe the same aspect of Spring Festival from Experience 22: A busy time in your life (describe the preparations for the festival).

Uncommon Vocabulary

See Part One Topic 15: Festivals; Experience 22: A busy time in your life.

Experience 24: Something dangerous you would like to do

Describe something dangerous you would like to do.

You should say:

What the activity is

Why you would like to do it

Why you think it is dangerous

Whether you think you will do this in the future.

Suggestion

This is quite a strange topic and it can be difficult if you haven't prepared for it. The easiest choices are extreme sports, such as mountain biking, snowboarding, parachuting etc.

Uncommon Vocabulary

extreme sports

adrenalin sports

risky (= dangerous)

hazardous (= dangerous)

breathtaking (= exciting)

take risks

Grammar point

You must use some conditional structures:

I'd love to have the chance to have a go at mountain biking.

It would without doubt be quite risky.

It would need quite a lot of careful preparation.

I doubt I'll ever have the chance to actually do it.

Section 4: Media

(1) A TV programme

(7) A newspaper or magazine

(2) A radio programme

(8) A website

(3) A film

(9) An advertisement

(4) A story from your childhood

(10) A photo

(5) A book

(11) A piece of art

(6) A song or piece of music

Media 1: A TV programme

Describe a TV programme that you have seen.

You should say:

What type of programme it is

What it is about

How often you watch it

Whether it is popular in your country

Suggestion

Choose a famous TV series such as *Journey to the West* or another long-running series based on a historical legend.

Uncommon Vocabulary

See Part One Topic 5: Television.

long-running	be based on	air (=broadcast)
cast	episode	series

Grammar Point

Use a mix of present and past tenses:

I remember when I originally saw the first episode...

The show is still running to this day.

They have aired repeats of the show many times over the years.

Media 2: A radio programme

Describe a radio programme that you have listened to.

You should say:

What type of programme it is

What it is about

How often you listen to it

Whether it is popular in your country.

Suggestion

You can use the same content as Media 1: A TV programme, but change it into a radio programme (eg, a radio version of *Journey to the West*).

Uncommon Vocabulary

radio station	radio play	long-running series	narrator
broadcast	audio effects	the script (= the words)	

Grammar Point

The same as Media 1: A TV programme.

Media 3: A film

Describe a film that you enjoyed watching.

You should say:

What type of film it was

When you saw it

Why you enjoyed it

Whether this film was popular in your country

Suggestion

Choose a recent famous movie. (Hollywood movies are easier to describe.)

Uncommon Vocabulary

See Part One Topic 25: Films.

a Hollywood blockbuster a box-office smash a big-budget production
animated special effects an impressive script an unforgettable soundtrack
a strong cast (= famous actors / actresses)

Grammar Point

Use a mix of present and past tenses:

When I originally saw the film, it had been out for a quite while (be out = release).

It has been aired on TV a couple of times.

It has recently been released on DVD.

Media 4: A story from your childhood

Describe a story that you remember from your childhood.

You should say:

What the story was about

How you first heard this story

Why you remember this story

Whether it is still popular today.

Suggestion

Use the same story as Media 1: A TV programme (eg, *Journey to the West*).

Uncommon Vocabulary

See People 4: A character from a story / film / TV programme.

hand down over the generations the outline of the story
fairy-tale be founded on

Grammar Point

Use a mix of past tenses:

The story itself has been retold hundreds of times.

The tale was first read to me by my grandfather.

It was originally written by...

Media 5: A book

Describe a book that you enjoyed reading.

You should say:

When you first read it

What it was about

Why you enjoyed it

Whether this book is popular in your country.

Suggestion

Use a similar story to Media 1: A TV programme; people 4: A character from a story / film / TV programme (eg, *Journey to the West*).

Uncommon Vocabulary

See also Part One Topic 7: Reading.

a masterpiece of classic fiction

the complete unabridged edition

hardback version

paperback version

illustrated edition

the narrative style

the plot based on four central characters

Grammar Point

Use a mix of past tenses:

The book has been reprinted hundreds of times; It was originally written hundreds of years ago.

When I first read it, I had already seen the TV production of the story.

Media 6: A song or piece of music

Describe a song or piece of music that you like.

You should say:

What the song or piece of music is

When you first heard it

Why you like it

Whether it is popular in your country.

Suggestion

It is quite difficult to describe a pop song. An easier choice would be the Chinese national anthem (the National Song).

Uncommon Vocabulary

It was originally composed by...

The lyrics are very patriotic.

It has a very catchy tune (=The song is very memorable).

It is usually performed by a full orchestra.

Grammar Point

Try to use some past tenses:

I used to hear it every day at school.

It was written about 50 years ago.

Media 7: A newspaper or magazine

Describe a newspaper or magazine that you have read.

You should say:

What type of newspaper or magazine it is

How often you read it

What you like about it

Whether it is popular in your country.

Suggestion

It is probably easier to describe a magazine for this topic because magazines usually have more features than newspapers. Choose a general lifestyle or general interest magazine such as *Hope*, *Time*, *National Geographic* or *Cosmopolitan*.

Uncommon Vocabulary

publish

monthly

regular

feature

editorial

comment

photo-journalism

film and book reviews

Grammar Point

Try to use some past tenses as well as present tenses:

I first came across this magazine when I was in university.

I have been reading it for about 2 years now.

I used to have a subscription (= It was delivered to my address by post).

Media 8: A website

Describe a website that you have used.

You should say:

What the website is

What you used it for

How you found out about it

Whether you have used other websites similar to this one.

Suggestion

At first this seems like a difficult topic. If you choose a “big” website with many features it is much easier. A good choice would be *sina.com* or *Baidu.com*, because they have so many functions.

Uncommon Vocabulary

multi-functional	web-based community	online games
message forums	music downloads	

Grammar Point

Try to use some past tenses:

I first discovered it by accident—I followed a link from another website.

I have been using it for about 2 years now.

Now it's much more popular than it used to be.

Media 9: An advertisement

Describe an advertisement that you have seen.

You should say:

What type of advertisement it is

What it is about

When you first saw it

What you like about it.

Suggestion

The easiest choice is to describe a government TV advertisement about an environmental issue such as energy conservation or anti-litter campaign.

Uncommon Vocabulary

a long-running TV campaign	public awareness	energy conservation
influence	alter one's lifestyle	

Grammar Point

Try to use a mix of tenses:

I can remember the first time that I saw it:

It used to be broadcast every night at prime time.

It is still being shown today.

Media 10: A photo

Describe a photo that you like.

You should say:

What the photo is

When it was taken

Why you like it

Whether you have other photos in your home.

Suggestion

This can be a difficult topic if you select the wrong photo. An easy option is a holiday photo—then you can describe some aspects of the holiday.

Uncommon Vocabulary

See Part One Topic 40: Photography.

bring back

fond

memory

frame

original print

enlarge

Grammar Point

Use mostly past tenses:

I took the photo whilst on holiday 3 years ago.

While I was on that holiday I spent a lot of time travelling.

The thing that I remember most about the holiday was when I...

I've hung the photo on my wall.

Media 11: A piece of art

Describe a piece of art that you have seen.

You should say:

When / Where you saw it

What it looked like

What you liked about it

Whether you have seen any other types of art.

Suggestion

This can be a difficult topic. An easy option is to describe a sculpture—then you can use the same content as Place 20: A monument.

Uncommon Vocabulary

See Place 20: A monument.

Grammar Point

Use a mix of tenses:

When I first saw it I thought it looked like a...

When I looked more closely I noticed that it had...

I have seen a similar sculpture in...

Section 5: Objects

- (1) Something useful
- (2) An object you use every day
- (3) A piece of equipment you use every day
- (4) Something electronic that you use often
- (5) An item of clothing or jewellery
- (6) Something old
- (7) A piece of furniture
- (8) Something you made yourself
- (9) A toy
- (10) A vehicle you would like to own
- (11) Something expensive you would like to buy
- (12) A gift or present you have received
- (13) Something you bought which you were not happy with
- (14) A handicraft
- (15) A national product

Object 1: Something useful

Describe something useful you use every day.

You should say:

What the object is

What you use it for

Why it is useful

Whether it was expensive to buy.

Suggestion

Many people describe computers or mobile phones. These are fine but you must remember to use some complex language in your description—don't just list the different functions and features.

Uncommon Vocabulary

handy (= useful)

versatile

valuable to sb.

make use of

multipurpose

multifunctional

indispensable

Grammar Point

You can use many different tenses for this topic:

I make use of it...

I've had it for 2 years.

I originally bought it...

My life would be difficult without it because...

I couldn't imagine life without it.

Object 2: An object you use every day

Describe an object you use every day.

You should say:

What the object is

What you use it for

Whether other people use it

How your life would be harder without it.

Suggestion

Exactly the same as Object 1: Something useful.

Object 3: A piece of equipment you use every day

Describe a piece of equipment you use every day.

You should say:

What the piece of equipment is

What you use it for

Whether other people use it

How your life would be harder without it.

Suggestion

Exactly the same as Object 1: Something useful.

Object 4: Something electronic that you use often

Describe something electronic that you use often.

You should say:

What it is

Where / When you bought it

What you use it for

Suggestion

Exactly the same as Object 1: Something useful.

Object 5: An item of clothing or jewellery

Describe an item of clothing or jewellery that you like to wear.

You should say:

What the item is

Where / When you bought it

What it looks like

How often you wear it.

Suggestion

Clothing is quite hard to describe. It is probably easier to describe an old watch that you own. (Lie if you don't own one!)

Uncommon Vocabulary

antique

old-fashioned design

precious

of great personal value

hand down

show off

Grammar Point

You can use a mix of past tenses:

I've had it for years.

It was made in 1903.

It has been repaired a couple of times.

It used to belong to my great-grandmother.

Object 6: Something old

Describe something old which has been in your family for a long time.

You should say:

What the thing is

How old it is

What it is used for

Whether it is valuable.

Suggestion

Exactly the same as Object 5: An item of clothing or jewellery.

Object 7: A piece of furniture

Describe a piece of furniture in your home.

You should say:

What it is

What it looks like

What it is used for

Whether it was expensive.

Suggestion

This can be quite difficult if you choose something basic like a sofa or bed. It is a good idea to lie for this topic—describe an antique piece of furniture. You can use some of language and phrases from Object 5: An item of clothing or jewellery.

Uncommon Vocabulary

professional furniture restorer

delicate

fragile

ornamental

decorative

Grammar Point

Exactly the same as Object 5: An item of clothing or jewellery.

Object 8: Something you made yourself

Describe something you made yourself.

You should say:

What the thing was

How you made it

Why you made it

Whether you still have this thing today.

Suggestion

This topic is also quite difficult if you choose something basic like a greeting card. A good suggestion is a kite which you made yourself.

Uncommon Vocabulary

assemble

put together

attach

glue (v.)

Grammar Point

This topic needs mostly past tenses:

I created all the parts from scratch (=I made them all myself).

It took me about a day to complete it.

I had never made a kite before so it was quite tricky.

I used to play with it every day.

I have no idea what happened to it—I think it got thrown away.

Object 9: A toy

Describe a toy that you enjoyed playing with as a child.

You should say:

What the toy was

Who bought it for you

Why you liked it

Whether you still have this toy.

Suggestion

Exactly the same as Object 8: Something you made yourself. (A kite could be defined as a toy.)

Object 10: A vehicle you would like to own

Describe a vehicle you would like to own.

You should say:

What the vehicle is

Why you would like to own it

Whether it would be expensive to buy

Whether you think you will buy this vehicle in the future.

Suggestion

Many people describe cars or bicycles—these are too simple and do not give you enough content to be able to keep talking and use complex language. It is easier to select something quite unbelievable like a helicopter, luxury yacht or private jet plane. (The question is “would like to own”, so you can be quite imaginative.)

Uncommon Vocabulary

extravagant

show off

status symbol

high-speed

luxurious

pricey (= expensive)

price-tag

Grammar Point

Use conditional structures:

It's just a fantasy; I doubt I'll ever be able to afford this.

If I owned this vehicle I might be able to...

I would most probably use it to...

Object 11: Something expensive you would like to buy

Describe something expensive you would like to buy.

You should say:

What the thing is

Why you would like to buy it

What you would use it for

Whether you think you will buy this thing in the future.

Suggestion

Exactly the same as Object 10: A vehicle you would like to own.

Object 12: A gift or present you have received

Describe a gift or present you have received.

You should say:

What the gift was

Who gave it to you

Why they gave it to you

How you felt when you received it.

Suggestion

Use the same content as Object 5: An item of clothing or jewellery. Say that one of your family members gave you this old piece of family jewellery as a birthday gift or graduation gift.

Object 13: Something you bought which you were not happy with

Describe something you bought which you were not happy with.

You should say:

What the thing was

Where / When you bought it

Why you were not happy with it

What you did about the situation.

Suggestion

The best way to deal with this topic is to focus on the problem and solution rather than the actual object. Use any object from the previous topics (eg, computer or mobile phone) and focus on the reason why you were not happy with it.

Uncommon Vocabulary

purchase (=buy)

splash out on (=pay a lot of money for)

break down

go wrong

offer a refund / replacement

get one's money back

technical fault

manufacturer

retailer

Grammar Point

Use mostly past tenses and some conditional structures:

I would never purchase this brand again.

I would probably pay a little extra next time and choose a well-known brand.

Object 14: A handicraft

Describe a handicraft that can be found in your country.

You should say:

What the handicraft is

How it is made

What it is used for

Whether it is easy to find.

Suggestion

Do not try to describe the famous Chinese “red knots”—these are very difficult to talk about for 2 minutes. A much easier option is bamboo furniture.

Uncommon Vocabulary

practical furniture

armchair

stool

versatile

raw materials

fast-growing

an creative skill

durable

long-established traditional technique

environmentally sustainable

Grammar Point

Use some past tenses:

This long-established traditional technique has been practiced for thousands of years.

It has remained unchanged for centuries.

Object 15: A national product

Describe a product from your country that is famous.

You should say:

What the product is

What it is used for

Where it can be found

Whether it is useful.

Suggestion

Exactly the same as Object 14: A handicraft.

Section 6: Hobbies and Activities

- (1) A free-time activity
- (2) A hobby you would like to take up
- (3) Something you do to help you relax
- (4) A sport (a)
- (5) A sport (b)
- (6) An outdoor activity
- (7) A game
- (8) Something you like to do at weekends

Hobby / Activity 1: A free-time activity

Describe a free-time activity that you enjoy doing.

You should say:

What the hobby is

What you like about it

Why you started doing it

Whether this hobby is popular in your country.

Suggestion

This is probably the easiest of all Part Two topics. It really doesn't matter what hobby you describe—remember to use complex vocabulary.

Uncommon Vocabulary

Use the vocabulary from Part One Topic 3: Hobbies / Free-time activities.

Grammar Point

You can use a wide range of tenses:

I've been doing this for years.

I originally took up this activity 5 years ago.

I used to do it every day but now I only spend a few hours a week doing it.

I will never forget the first time I tried this.

Hobby / Activity 2 : A hobby you would like to take up

Describe a hobby or activity that you would like to take up in the future.

You should say:

What the hobby is

Why you want to do it

Whether it is popular in your country

Whether you think you will start doing this in the near future.

Suggestion

With this topic you can choose any hobby but remember this is a “would-like” question so you must focus on why you would like to do this in the future.

Uncommon Vocabulary

Use the vocabulary from Part One Topic 3: Hobbies / Free-time activities.

Grammar Point

You must use conditional structures:

If I could choose any hobby, I guess I'd like to take up...

I suppose it would be quite fascinating.

I might have the chance to...

I'm not sure if I will actually be able to start doing this.

Hobby / Activity 3: Something you do to help you relax

Describe something you do to help you relax.

You should say:

What the activity is

How often you do this

Why you like this

Whether this is popular in your country.

Suggestion

A common problem with this topic is when candidates describe a sport such as football. A physical sport is not a form of relaxation, so a description of a sport will often be judged as “irrelevant” or “off-topic” by the examiner. You should actually describe something “you do to help you rest”. The easy choices are music, reading, TV or radio etc. (In the past I have heard candidates try to describe “sleeping”—I think it almost impossible to describe sleeping for 2 minutes.)

Uncommon Vocabulary

Use vocabulary from Part One Topic 26: Weekends; Part One Topic 45: Relaxation.

Grammar Point

The same as Hobby / Activity 1: A free-time activity.

Hobby / Activity 4: A Sport (a)

Describe a sport that you enjoy watching or playing.

You should say:

What the sport is

Where / When you play or watch it

Why you like watching / playing this sport

Whether it is popular in your country.

Suggestion

It is actually quite difficult to describe many common sports such as football or basketball because each sport has its own specialist vocabulary. It is much easier if you choose a range of sports such as athletics. It is probably easier to describe “playing” rather than “watching”, because you can use more vocabulary to describe why you like playing it (especially the physical benefits).

Uncommon Vocabulary

Use Part One Topic 4: Sports.

Grammar Point

The same as Hobby / Activity 1: A free-time activity.

Hobby / Activity 5: A sport (b)

Describe a sport that you would like to try.

You should say:

What the sport is

Why you would like to try it

Whether this sport is popular in your country

Whether you think you will start doing this in the near future.

Suggestion

It is important to notice that this is a sport that you have not tried before. One option is to describe an extreme or dangerous sport. (See Experiences 24: Something dangerous you would like to do.) A second option is to take the sport from the previous topic card and say that you have never tried this sport before.

Uncommon Vocabulary

Use Part One Topic 4: Sports; Experiences 24: Something dangerous you would like to do.

Grammar Point

Use the same structures as: Hobby / Activity 2: A hobby you would like to take up; Experiences 24: Something dangerous you would like to do.

I'd love to have the chance to have a go at mountain biking.

It would without doubt be quite risky.

It would need quite a lot of careful preparation.

I doubt I'll ever have the chance to actually do it.

Hobby / Activity 6: An outside activity

Describe an outside activity that you enjoy doing.

You should say:

What the activity is

How often you do it

Why you enjoy it

Whether it is a popular activity in your country.

Suggestion

This topic is so general that you have many options to choose from. You can repeat the content from the following: Hobby / Activity 4: A sport (a); Place 8: A walk that you regularly take.

Uncommon Vocabulary

outdoor

in the open air

fresh air

invigorating

refreshing

bracing

energizing

Grammar Point

Use some past tenses:

When I wasn't so busy I used to do this more frequently.

I've been doing it on and off for about 2 years now (on and off = irregularly).

I initially took up this activity after I left school.

Hobby / Activity 7: A game

Describe a game that you enjoyed playing when you were a child.

You should say:

What the game was

How the game is played

Why you enjoyed it

Whether this game is still played today.

Suggestion

It is important to realize that this topic card is about a game and NOT a sport. The easiest options are children's games that involve pretending to be adults, such as hospitals, war, families, shops etc.

Uncommon Vocabulary

amuse oneself	make-believe	imagination	play-acting
act out the role of	imaginary	imitate	mimic

Grammar Point

This topic needs mostly past tenses:

I can recall that we regularly used to amuse ourselves by...

Whenever we had free time, we would often...

I can still remember how we sometimes used to...

Hobby / Activity 8: Something you like to do at weekends

Describe something you like to do at weekends.

You should say:

What the activity is

Why you do it at weekends

What you like about this activity

Whether it is popular in your country.

Suggestion

This is a very simple topic. You can select content from any of the previous Hobby / Activity topic cards.

Uncommon Vocabulary

See Part One Topic 26: Weekends.

Grammar Point

Use the same grammar as Hobby / Activity 6: An outside activity.

Section 7: Other Part Two Topics

The following Part Two topics are those which cannot be put into any of the previous groups.

下面的第二部分话题是不符合之前分类的话题。

- (1) An animal
- (2) An environmental problem
- (3) A subject that you liked at school
- (4) An ideal job
- (5) Food
- (6) Type of clothes
- (7) Favourite month or season

- (8) Type of weather
- (9) Extreme weather
- (10) Something good about your personality
- (11) A future plan or ambition
- (12) An important invention
- (13) A form of public transport
- (14) A public event
- (15) A sporting event

Others 1: An animal

Describe a wild animal that can be found in your country.

You should say:

What the animal is

Where it can be found

How people in your country feel about it

Whether you have seen it.

Suggestion

The obvious choice here is the giant panda. (There is a full example of a Part Two description of a panda in the section of this book entitled "Examples of Part Two Using the Fluency Method".)

Uncommon Vocabulary

national symbol

endangered species

nature reserve

protected

natural habitat conservation

Grammar Point

Use a mix of present and past tenses:

I have seen it once.

It used to be more common but now it is extremely rare in the wild.

I visited the Panda Sanctuary last year.

Others 2: An environmental problem

Describe an environmental problem in your country.

You should say:

What the problem is

Whether it is serious

What causes this problem

How it can be solved.

Suggestion

Many candidates choose “air pollution” or “water pollution”. These are ok but it is not easy to use complex vocabulary because they are both quite general problems. It is better to choose a more specific problem such as “air pollution from car exhaust fumes”. Do not choose “noise pollution” or “light pollution”—these are too difficult to describe for two minutes.

Uncommon Vocabulary

car exhaust emissions	carbon monoxide fumes	leaded petrol
global warming	climate change	rising sea levels
global resolution	international agreements	

Grammar Point

You can use past, present and future tenses:

The problem started back in the 1970's.

It has been getting worse ever since.

It will continue to worsen if we don't find a way to deal with it.

If we don't act soon, it might be too late to reverse the climate changes.

Others 3: A subject that you liked at school

Describe a subject that you liked at school.

You should say:

What the subject was

Why you liked it

Whether you were good at this subject

How this subject helped you later in life.

Suggestion

Some subjects are easy to describe: sports, languages, music or art. Other subjects are more difficult to describe: mathematics, Chinese or history. The easiest choice is probably a foreign language.

Uncommon Vocabulary

Use Part One Topic 9: Learning English; Part One Topic 21: Learning languages; People 6: A teacher who has influenced you.

Grammar Point

You need to use mostly past tenses:

At that time I was studying in middle school.

My favourite subject used to be...

I used to enjoy it because...

I remember the teacher always used to...

Others 4: An ideal job

Describe your idea of an ideal job.

You should say:

What the job is

Why you would like to do this job

Whether it would be easy to do this job

Whether it would be easy to find a job like this.

Suggestion

Choose any job that involves a variety of activities such as a travel guide or journalist. Then you can talk about the travel aspect of the job as well as the job itself.

Uncommon Vocabulary

Use the vocabulary from Part One Topic 2a: What you do—your job.

Grammar Point

You must use conditional structures:

I guess my dream job would be something like...

It would allow me to...

I would have the opportunity to...

It might even be possible for me to...

Others 5: Food

Describe the type of food that you like eating.

You should say:

What type of food it is

How often you eat it

Why you like it

Whether this food is popular in your country.

Suggestion

Choose a “style” of food rather than one particular dish. For example, it is much easier to describe “seafood” than “lobster”. It is not easy to describe a regional style of Chinese cooking, eg, Sichuan food, because most of the vocabulary needed for this would be Chinese. Some easy examples include: seafood, vegetarian food, fast food, junk food, home-cooked food etc. Don't tell the truth. Don't describe your favourite food—describe any type of food that you can easily talk about for 2 minutes (even if you don't actually like this food).

Uncommon Vocabulary

Use Part One Topic 13: Restaurants; Part One Topic 31: Cooking; Part One Topic 36: Food.

Grammar Point

Try to include some past tenses:

I used to eat this food quite a lot.

I remember the first time that I tried it.

When I was younger I wasn't so keen on this food but I've become quite fond of it now.

Others 6: Type of clothes

Describe the type of clothes you like wearing.

You should say:

What type of clothes you like

Why you like them

Where you buy them

Whether these clothes are popular in your country.

Suggestion

Remember the topic card states "type of clothes", not a particular item of clothing. Some examples could be sports clothes, traditional Chinese clothing, expensive designer label clothes or fashionable clothes.

Uncommon Vocabulary

Use Part One Topic 11: Clothes.

Grammar Point

Try to include some past tenses:

When I was younger I used to prefer wearing...

As I got older I started to get into trendy clothes.

This style of clothing didn't use to be so fashionable.

It started becoming trendy about 5 years ago.

Others 7: Favourite month or season

Describe a month or season that you particularly like.

You should say:

What the month or season is

Why you like it

What you do during this month or season

What makes this month or season special.

Suggestion

It is easier to describe a season. For example, if you choose summer, you can describe seasonal food, summer activities, summer clothes and the weather.

Uncommon Vocabulary

Use Part One Topic 22: Weather; Part One Topic 38: Seasons.

Grammar Point

Try to include some past tenses:

When I was a kid I didn't use to be so fond of summer because...

I remember in the summer months we often used to...

As I got older, I started to appreciate summer more because...

Others 8: Type of weather

Describe your favourite type of weather.

You should say:

What the type of weather is

What you do during this type of weather

Why it is your favourite

Whether people often talk about the weather in your country.

Suggestion

Use the same content as Others 7: Favourite month or season.

Uncommon Vocabulary

Use the vocabulary as Others 7: Favourite month or season.

Grammar Point

Use the same grammar as Others 7: Favourite month or season.

Others 9: Extreme weather

Describe some extreme weather that you have experienced.

You should say:

What the extreme was

Where / When you experienced it

Why it was extreme

Whether this type of weather is common in your country.

Suggestion

The topic card states “extreme weather”, so it is not possible to use exactly the same content as the previous topic. The easiest choice is probably a summer “heat wave” (an unexpected period of unusually hot weather), or a winter “cold snap” (an unexpected period of unusually cold weather).

Uncommon Vocabulary

heat wave	cold snap	unanticipated
out-of-the-blue (=without warning)		severely hot / cold

Use also Part One Topic 22: Weather.

Grammar Point

You can use a mix of tenses:

When I was younger the weather used to always be quite predictable.
 I had never experienced such extreme temperatures.
 I hope I never have to witness these weather conditions again.

Others 10: Something good about your personality

Describe something good about your personality.

You should say:

What this thing is

Why you think it is good

How it influences your life

Whether other people would agree that this is a good thing.

Suggestion

This is not an easy Part Two topic. The easiest option is to choose “honesty”.

Uncommon Vocabulary

truthful	straightforward	tell the truth
vouch for	a reputation for	down to earth

put one's cards on the table (idiom)

Grammar Point

Try to use some conditional sentences:

My friends would vouch for my honesty.
 I would say that I have a reputation for being down to earth.
 If I am in a difficult predicament I will always put my cards on the table.

Others 11: A future plan or ambition

Describe any future plan or ambition you have.

You should say:

What the plan / ambition is

How long you have had this plan / ambition

Why you want to do this

Whether you think you will do this in the near future.

Suggestion

Choose the easiest option—say that you would like to move to another country. This gives you lots of lifestyle aspects to describe (including work and study).

Uncommon Vocabulary

aspiration

desire

motivated

have big ambitions

build castles in the air (idiom)

a dream come true (idiom)

Grammar Point

Use a mix of tenses, especially future and conditional tenses:

Ever since I was a kid I have had the desire to...

I have never been the kind of person to build castles in the air.

It would really be a dream come true if I could...

I really hope that I will be able to...

Others 12: An important invention

Describe an important invention before the age of computers.

You should say:

What the invention is

How it has changed people's lives

Why you think it is important

Whether it is still used today.

Suggestion

There are many possibilities for this topic, but remember the topic card states that the invention must be “before the age of computers”. Easy options include: the telephone, the jet aircraft, the generation of electricity or gunpowder.

Uncommon Vocabulary

discovery

innovation

creator

conceive

revolutionise

think up

Grammar Point

Use a mix of tenses:

The idea was originally conceived and thought up by an inventor (I can't remember his name).

I think it was created some time in the twentieth century.

It has played an important part in people's lives .

Life wouldn't be the same without it because it has enabled people to...

Others 13: A form of public transport

Describe your favourite form of public transport.

You should say:

What type of transport it is

How often you use it

Why it is your favourite

Whether it is popular in your country.

Suggestion

Candidates often misunderstand the meaning of "public transport". Public transport includes: trains, buses, taxis, river ferries, underground trains (metro) and trams. It does not include bicycles, cars or air travel. Buses or trains are probably the easiest to describe.

Uncommon Vocabulary

Use Part One Topic 33: Public transport.

Grammar Point

Use a mix of tenses:

When I was younger I used to take the train about one year.

If I have the choice, I will generally opt to take a bus.

The train system has recently been upgraded.

Others 14: A public event

Describe a public event that you enjoyed.

You should say:

What the event was

When and where you saw it

Why you liked it

Whether you would like to see this kind of event again.

Suggestion

There are many possible choices for this topic but the easiest is probably the Olympic Games. This topic is easy because there are many different features that you can talk about. Some people might argue that the Olympic Games is not actually a public event; in fact this topic is quite confusing (even to an examiner), because the word “public event” is so vague and unspecific. For this reason it is perfectly acceptable to select the Olympic Games.

Uncommon Vocabulary

international occasion

the world's most celebrated sports meeting

prestigious competition

globally renowned

Grammar Point

You need to use many examples of past tenses:

It was actually the first time I had seen this prestigious sporting competition.

It was broadcast live on TV.

I spent hours watching the main events.

I was quite surprised to notice that...

Others 15: A sporting event

Describe a sporting event that you have seen.

You should say:

What the event was

Where and when you saw it

What you liked about it

Whether you would like to watch this type of event again.

Suggestion

Use exactly the same content and language as Others 14: A public event.

Finishing or “Rounding Off” Part Two

After your two-minute talk the examiner might ask you one or two very basic questions about your Part Two content. Examiners call these questions “rounding-off” questions.

For example, in Part Two your topic was “Describe your favourite form of public transport.” Let's say you described buses. After you have finished talking, the examiner might ask questions like:

两分钟会话结束后考官可能会问考生一两个关于第二部分内容的非常基本的问题。考官称这些问题为“结束性”问题。

例如，在第二部分中考生的话题是：“描述你最喜欢的公共交通形式。”假如考生描述的是公共汽车。在考生描述完之后，考官可能会问如下问题：

"Are the buses cheap in your city?"

"Did you travel to the test today by bus?"

These simple questions are used to close Part Two of the speaking test. You DON'T need to give a complex answer to these questions. This is the only time in the speaking test when you should give simple answers. It would be fine to answer:

"Yes, about 2 yuan for a single journey."

"No, actually I came by taxi."

The examiner will want to move on to Part Three as quickly as possible—so do not try to give long responses to these questions.

In some situations the examiner will not ask these questions and will move straight to Part Three.

Do not worry if the examiner does not ask these questions—it means that the total timing for Part Two has reached 3 minutes. This is usually a positive thing because it means your Part Two talk was quite long.

这些简单的问题用来结束第二部分的口语测试。考生不必就这些问题给出复杂的回答。这是考生在雅思口语考试中唯一应该作简略回答的时候。作出这样的回答会比较合适:

考官会想要尽快进行第三部分——所以不要试图给出太长的回答。

在一些情况下,考官会不提问任何问题而是直接进入第三部分。

如果考官不问问题也不要担心——这意味着第二部分时间已经达到三分钟。这往往是一件好事,因为这表明考生的第二部分会话已经很长了。

Part Three of the Speaking Test

I. The Format

You know when Part Three has started because you will hear the examiner say:

考生会知道第三部分何时开始，因为考生将听到考官说：

“Ok we’ve just been talking about (public transport) and now I’d like to ask you one or two general questions related to this topic. So first of all let’s talk about...”

Part Three should take 4~5 minutes. This includes the time it takes for the examiner to introduce topics and ask questions.

第三部分的时间为 4~5 分钟，其中包括考官介绍话题和提问的时间。

It is important to realise that in Part Three the focus of questions and topics changes.

意识到在第三部分里问题和话题的焦点发生了改变是很重要的。

As we have already seen, in Part One and Part Two the focus of the topics and questions is “you” or “your life”.

正如我们先前看到的，第一、二部分话题和问题的焦点是“考生”或者“考生的生活”。

Part One	Part Two
Do YOU like...	Describe YOUR favourite...
How often do YOU...	Describe something YOU like doing...
Tell me about X in YOUR city.	Describe something that is popular in YOUR country.

In Part Three, there is a definite change in the focus. The questions are no longer about you or your life. The general focus of Part Three is “other people” or “society in general”. The questions in Part Three may be based on things in your country, things in general (no particular place) or they may be about global issues.

第三部分里，话题和问题的焦点完全改变了。问题不再关乎考生和考生的生活。第三部分总体关注的焦点是“其他人”或者“社会整体”。第三部分的问题也许关于考生国家发生的事情、一般性事件（没有特定的地点），或者可能是关于全球性的问题。

There is a direct relationship between your Part Two topic and your Part Three topics. However, it is important to realise that your Part Three topics will not be exactly the same as your Part Two topics.

考生的第二部分话题与第三部分话题之间有直接的联系。然而，重要的是要意识到第三部分话题跟第二部分话题不完全一样。

For example, in Part Two your topic was:

Describe an interesting trip you have been on.

(You described a trip to Hong Kong.)

In Part Three, your examiner might ask you questions about:

Different types of trips and holidays

Travelling abroad / travelling in your own country

The importance of tourism

The examiner will NOT ask about:

Travelling to Hong Kong

Your favourite ways of travelling

Why you like travelling

This aspect of Part Three is important to understand because the content of your answers must be based on “general ideas” and not your “personal information”.

It is important to remember that your ideas are not being tested—the examiner is only testing your ability to express your ideas in spoken English.

Candidates who continue to talk about themselves in Part Three will lose marks.

Part Three questions and strategies are given later in this chapter.

例如，考生第二部分的话题是：

(考生叙述了一次香港游。)

在第三部分，考官可能会问考生关于以下内容的问题：

考官不会问关于以下内容的问题：

理解第三部分的这一方面是很重要的，因为考生回答的内容必须是关于“一般性观点”而非考生的“个人信息”。

重要的是要记住考查的不是考生的想法——考官只是考查考生用英语口语表达自己想法的能力而已。

第三部分里一直在谈论关于自己的信息的考生往往会丢分。

第三部分的问题和应答策略将在本章后面给出。

II Part Three and Score Adjustment

It is quite obvious that Part Three is the most demanding section of the speaking test. This is because the questions and topics are more complex than Part One and Part Two.

There is a specific reason for the increased difficulty in Part Three. An experienced examiner can accurately award a speaking score midway through Part Two. At the end of Part Two, if your examiner has decided that you are a speaking

很明显第三部分是口语考试中要求最高的一部分，因为该部分的问题和话题比第一、二部分都要更复杂。

第三部分增加难度有一个特别的原因。一个经验丰富的考官可以在第二部分过程中准确地为考生评分。在第二部分结束的时候，如果考官已经决定给考生的口语评分，接着他或

your language limit —eg, push you “linguistically” to see if you can actually get 7.

Part Three seems difficult because the examiner is pushing you to your “linguistic limit”.

Generally speaking, most people’s score stay the same after Part Three. In other words, the examiner decided that you were a 6 after Part Two, and your performance in Part Three didn’t make him change his or her mind.

In some circumstances, the score may be reduced in Part Three. This usually happens with candidates who have recited a lot of Part One and Part Two content, they usually find that it is not possible to use recited content in Part Three.

More importantly, it is possible to use Part Three to increase your score. If you fully understand the functions of Part Three questions, you can produce language that should increase your score.

In this chapter we will focus on one particular strategy for dealing with Part Three questions.

It is also important to remember that your actual opinion is not being marked in Part Three.

Many people like to call Part Three a “discussion”. I would rather not use this word because it gives us the idea that content is important. As with all parts of the speaking test, you are being marked on your linguistic ability—NOT your ideas or content.

她将会在第三部分挑战考生的语言极限——“在语言上”把问题难度推进来判断考生是否可以真正意义上得到7分。

第三部分看起来较难，因为考官在把考生推向“语言极限”。

一般来说，许多人的得分在第三部分结束之后保持不变。换句话说，考官在第二部分结束后就已经判定了考生得6分，考生在第三部分的表现没有让他或她改变想法。

在一些情况下，考生的得分还可能在第三部分被降低。这样的情况通常会发生那些在第一、二部分死记硬背了很多内容的考生身上，他们通常会感觉在第三部分里不可能利用那些背下来的内容。

更重要的是，通过第三部分提高分数是有可能的。如果考生完全明白第三部分问题的作用，就可以遣词造句提高得分。

这一章会集中讨论处理第三部分问题的特殊策略。

需记住的重要一点是在第三部分考生的实际观点也是不会被归入评分范围的。

许多人喜欢把第三部分称作“讨论”。笔者不大愿意用这个词，因为这个词会使人认为内容很重要。与口语考试的每一个部分相同，考生的语言能力会被评分——而不是考生的观点或内容。

III Part Three Question Types

Part Three actually contains a wide number of different topics and questions. It would be almost impossible to memorise answers in Part Three.

第三部分包含非常广泛的话题和问题。要记住第三部分的回答几乎是不可能的。

The best strategy for Part Three is to ignore the actual topic and question and focus on the “language function” of Part Three questions.

These language functions require specific grammar aspects, so for this reason, most of our Part Three responses will be based on grammar.

Look at the following question:

Are houses nowadays the same as houses 50 years ago in your country?

With all Part Three questions it is a good idea to ask the following question:

Why is the examiner asking me this question?

With this example the answer should be:

The examiner is testing my ability to demonstrate my ability to compare two things.

This will be our first question type.

对于第三部分最好的策略是忽略具体的话题和问题而集中精力于第三部分问题的“语言功能”。

这些语言的功能在语法方面有具体的要求, 因此基于这个原因, 大部分第三部分的回答应该以语法为基础。

看下面的问题:

对于所有第三部分问题, 问下面的问题是个好办法:

对于这个例子, 答案是:

这将是我们的第一类问题。

Part Three Question Type 1: Comparing

This is one of the most common Part Three question types. It usually appears very early in Part Three (the first or second question). The comparing question can be asked in different ways:

- **Time comparison**

Are houses nowadays, the same as houses 30 years ago in your country?

(This type of comparison question requires the use of mixed tenses.)

- **Social group comparison**

Do men and women like the same types of books?

Do old and young people like the same holidays?

- **Geographic comparison**

Are houses in North China the same as houses in South China?

Although these questions look quite different, they all require a very similar answer. The important thing to remember is that you do not get marks for the “differences” that you describe. Some candidates simply list a number of differences—this does not produce a good quality answer. For this question type you need to use “comparative” structures. Look at the following answer:

“Do men and women like the same hobbies?”

“I think men and women like different hobbies, for example men are fond of many types of sporting activities such as football and basketball. Also they prefer things like watching action movies and going to bars, but women like hobbies such as shopping, watching TV, singing KTV and chatting online.”

This answer is simply a list of different hobbies; it is focused on content. It does not produce the “comparative” language that is required for this type of question.

Now look at the next answer to the same question:

“Well obviously there are a number of clear differences. However, I guess that the most significant would be that men tend to prefer sporting activities such as football or basketball. Whereas in contrast women prefer things like shopping for clothes. In addition to this, another possible distinction might be that men usually like watching films; while on the other hand, women are more likely to prefer watching soap operas on TV.”

This second answer contains similar content to the first answer but the content is presented with comparative structures. The comparative language here is: *whereas, in contrast, while on the other hand*. These two comparative linking structures will increase your score. Now you need to build your own comparative answer.

Begin with an opening linking phrase:

Well obviously...

Well clearly...

Sure, without a doubt...

Well undoubtedly...

Well unmistakably...

Unquestionably...

Now say that there are some differences:

There are a number of underlying differences here.

There are a variety of possible differences here.

There are a range of potential distinctions here.

Now introduce the first difference:

However, I guess that the most significant would be that...

Though I suppose that the most obvious would be that...

But I would say the most fundamental would be that...

Now use a sentence to describe the first difference. For example, “...men tend to prefer...”

Develop this first difference with a simple linking word: *especially, particularly, in fact, such as, for example, specifically*.

Now use your first comparative linking structure:

Whereas on the other hand...

On the contrary...

Though quite the opposite...

Now add your next sentence. For example, "...women are generally more keen on..."

Develop the second part of the first difference with a simple linking word: *especially, particularly, in fact, such as, for example, specifically.*

So you have described one difference. Now you need to introduce a second difference.

Begin with a linking word:

In addition...

Additionally...

As well as this...

On top of this...

Moreover...

After that...

Say there is another important difference.

...a second key distinction would be that...

...a subsequent contrast could be that...

...a further distinction might be that...

Now describe the second difference. For example, "...men are quite keen on..."

Now use your second comparative linking structure.

While on the other hand...

Alternatively...

Conversely...

Then again, in opposition...

Then give a sentence to describe the second part of the second difference. You only need to describe two differences.

• Tenses for Time Comparison

Sometimes people call these questions "changes" questions. However the question "How has X changed in recent years?" is actually the same question as, "Is X nowadays the same as X in the past (20 years ago, 50 years ago etc.)?"

The answer is actually the same, because if you describe the changes you are simply describing the difference between past and present.

In your answer, when you describe the past, the easiest tense to use accurately is "used to". For example:

X used to be much smaller...

X didn't use to have as many...

X always used to be more...

X didn't use to be as...

Now use your own answer structure to practise the following compare questions.

Are schools nowadays the same as schools in the past?

Are TV programmes nowadays the same as TV programmes in the past?

Are restaurants nowadays the same as restaurants in the past?

Are free-time activities nowadays the same as 20 years ago in your country?

Are shops nowadays the same as shops when you were younger?

Are trips nowadays the same as trips that your parents had when they were young?

In what ways are magazines different to newspapers?

Do adults and children make friends in the same way?

Are families nowadays the same as families in the past?

Are buildings nowadays the same as buildings 100 years ago?

Is public transport nowadays the same as public transport 20 years ago?

Do old and young people like the same hobbies?

Do men and women have the same attitudes to shopping?

What's the difference between things made by hand and things made by machines?

Do people nowadays eat the same food as people 50 years ago?

Is the weather in North China the same as the weather in South China?

How has education changed in recent years in your country?

Nowadays, do people make new friends in the same way as people 20 years ago?

Are the ways in which people become famous nowadays the same ways that people became famous 100 years ago?

This is not a complete list of every comparison question in Part Three, but if you can confidently use your comparative structure for all of these questions, you will have no problem answering this type of question—regardless of the topic.

Part Three Question Type 2: Predicting

Look at the following question: "What will houses be like in the future?"

Now ask yourself: "Why is the examiner asking me this question?"

The answer is simple: "The examiner is testing my ability to use future prediction structures."

The following answer is quite common for this type of question:

"I think that in the future, houses will be much bigger, and maybe they will be in some strange places such as on the moon or under the sea."

The answer above directly answers the question with acceptable “predictions”. However the language used to present these predictions is very basic. Now look at the next answer to the same question:

“Certainly, I’m sure that most people would agree that there will be a number of major changes related to this. Initially, I guess that we might begin to see houses that are much bigger. At the same time, I suppose it’s quite probable that we may have houses under the sea. And who knows, it could even be possible that we’ll see the arrival of houses on the moon.”

The content of this answer is basically the same as the first answer but the language used is much more complex. The answer lists 3 different predictions and each prediction is presented with a different future structure:

...I guess that we might begin to see...

...I suppose it’s quite probable that we may have...

...who knows, it could even be possible that we’ll see...

Now you will build your own “predicting answer structure”. Begin with an opening linking phrase:

Certainly, I’m sure that most people would agree that there will be a number of major changes related to this.

I’m sure that in years to come we will see a number of changes related to this.

I reckon that in the not so distant future there are going to be a few imminent changes with regard to...

I imagine that in the near future, we will witness some major changes with regard to...

Introduce your first prediction.

Initially, I guess that we might begin to see...

To begin with, I’d predict that we will most likely have...

Primarily, it looks quite probable that we are going to have...

First of all, I would envisage that we are going to have...

Use a sentence to describe your first prediction. (Try to use basic future tenses when giving details.) Try to develop the sentence with a basic linking word.

“Initially, I guess that we might begin to see houses that are made of plastic materials because these will be much cheaper and easier to construct.”

Now introduce your second prediction.

At the same time, I suppose it's quite probable that we may have...

As well as this, some people claim that we will probably start to see...

On top of this, I imagine it's quite likely that we will soon have...

Likewise, I would imagine that we may even be able to see...

Use a sentence to describe your second prediction. (Try to use basic future tenses when giving details.) Try to develop the sentence with a basic linking word.

"At the same time, I suppose it's quite probable that we may have houses that are controlled by computer because this will make home life much easier."

Now introduce your third prediction. It is not always possible to make 3 realistic predictions, so you can make your final one quite unrealistic.

And who knows, it could even be possible that we'll see the arrival of...

And you never know, it could even transpire that we'll have...

And I know it's a bit of a crazy thought, but one day we may even have...

And who knows, there's even a chance that we will have...

It is probably not necessary to develop your last prediction, but if you can add a detail use a basic future tense. Practise your prediction structure with the following questions:

What will schools be like in the future?

What will restaurants be like in the future?

What types of people will become famous in the future?

What will shops / shopping habits be like in the future?

What will public transport be like in the future?

What types of hobbies will become popular in the future?

What types of trips / holidays will people take in the future?

What will cars be like in the future?

What will TV programmes be like in the future?

What kinds of gifts will people give in the future?

What kinds of skills will become important in the future?

What new inventions do you think we will see in the future?

What environmental problems will we see in the future?

Do you think we will see any changes in the weather in the future?

Do you think we will read books in different ways in the future?

Do you think we will get news in different ways in the future?

It is important to remember that some of these prediction questions are quite difficult in their content. It is not always easy to think about the future. As a basic guideline the following changes should be u

Changes in variety (There will be a wider variety.)

Changes in price (Things will become cheaper or more expensive.)

Changes in size, materials or appearance

Changes in location

Changes in form (Things will become Internet based. / There will be electronic versions.)

Part Three Question Type 3: Why questions

There are some “why” questions in Part One of the speaking test but they are more commonly asked in Part Three. Look at the following question and answer:

“Why do so many people want to be famous?”

“In my opinion there are many reasons. Firstly people think they can make more money, live in a big house, drive an expensive car and travel around the world. ”

The reasons in this answer are quite acceptable, but they are presented in a basic structure which lacks linking phrases. This answer also lacks complex vocabulary. Now look at the next answer:

“In my opinion I guess I would have to say that there are probably a number of factors involved. Primarily, one key motivation would be because they think they would be able to make more money. As well as this a subsequent incentive might be because they want to live in a big house and drive an expensive car. ”

This answer actually contains less ideas or reasons, but it presents the reasons with complex linking structures. The word “reason” is also replaced with 3 different complex vocabulary items (*factor*, *motivation* and *incentive*).

Now build your own “why” structure. Begin with a linking phrase:

Well in my opinion I guess I would have to say that...

Well in my view, I suppose I would say that...

Well in my estimation, I guess that...

Well generally it's my belief that...

Now use a structure to say that “there are many reasons”.

There are probably a number of factors involved.

There are obviously a number of motives surrounding this idea.

There are unquestionably a number of explanations for this.

There are undoubtedly a variety of justifications behind this.

Now introduce the first reason:

The chief cause might be that...

The main basis is probably because...

The key explanation is possibly because...

Introduce the second reason:

As well as this, a subsequent factor could be because...

At the same time, a secondary motive could be that...

Additionally, a further rationale might be due to the fact that...

If you want to talk about a third reason, you can use a similar structure to the ones above. Remember try not to repeat the vocabulary, i. e. if you have used “factor” in one sentence, in your next sentence use a different word, eg, “motive”. The more “reason” words you use, the higher your vocabulary score.

Now practise using your structure for the following “why” questions.

Why is it important to protect old / historical buildings?

Why do so many people move from the countryside to cities?

Why is it important to protect the environment?

Why do people like to know about the private lives of famous people?

Why do many people want to live abroad?

Why do people like travelling to foreign countries?

Why is it important to learn a foreign language?

Why do children find it easier to learn to play a musical instrument?

Why are supermarkets so popular nowadays?

Why is it important to play sports?

Why is watching TV so popular around the world?

Part Three Question Type 4: Advantages

These questions sometimes appear in Part One, but they are much more common in Part Three. Look at the following question and answer:

“What are the advantages of travelling by train?”

“I think there are many advantages; for example it is quite cheap, it’s usually faster than road travel, you can usually take a train to any destination and you can sleep on the train.”

Although this answer describes some advantages, it does not use appropriate language to express these advantages. In fact, the only word used “advantage” is recycled from the question. Now look at a different answer to the same question:

"Well I suppose that there are quite a few clear benefits, but I would probably say that for the most part, the one thing that really stands out is that trains are really cheap, especially for long distance travel—you can travel from one side China to the other for a few hundred yuan. I guess that another obvious plus point is that it is much faster than travelling by road—so you can save time by travelling on trains. Along with this, a further merit is that you can sleep quite comfortably on long train journeys. "

In this answer, the candidate has used appropriate language to express "advantages": *clear benefits, obvious plus point, further merit.*

Now create your own "advantages" structure. (You will build a structure that develops each advantage.) Begin with an opening linking phrase that explains that "there are many advantages".

Well I suppose that there are quite a few clear benefits.

Clearly there are a number of obvious merits.

Sure there are a few favourable aspects.

Obviously there are a number of positive features.

Now highlight the most obvious:

But I would probably say that for the most part, the one thing that really stands out is that...

But it goes without saying that the most apparent would be that...

Although I guess that the most visible would be that...

However, I guess that the most evident would be that...

Add a simple sentence which describes the advantage: "...trains are really cheap..." Now develop this advantage with one of the following structures:

This is obviously favourable because...

This is undoubtedly positive for the simple reason that...

This is without doubt beneficial because...

Add a simple sentence to explain why it is an advantage: "... you can travel from one side China to the other for a few hundred yuan."

Now introduce your second advantage:

At the same time a second bonus might be that...

Besides this, a second plus point could be that...

As well as this a further favourable aspect would be that...

Add a simple sentence to explain the advantage and develop it with one of the following:

This is clearly advantageous because...

This is definitely valuable since...

This is surely a positive feature because...

For most questions, two advantages should be enough to produce a good quality answer. There is no need to list every advantage.

A common problem for this type of question is when candidates also try to describe disadvantages in their answer. This is unnecessary because usually (not always) the examiner will ask about disadvantages in the next question. Now use your advantages structure to practise answering the following questions.

What are the advantages of travelling by air?

What are the advantages of having a private car?

What are the advantages of zoos?

What are the advantages of playing team sports?

What are the advantages of being famous?

What are the advantages of watching films in a cinema?

What are the advantages of living in cities?

What are the advantages of using a public library?

What are the advantages of spending time in a foreign country?

What are the advantages of getting news from newspapers?

What are the advantages of online (Internet) shopping?

What are the advantages of listening to the radio (compared with TV)?

What are the advantages of advertising?

What are the advantages of hand-made products?

Part Three Question Type 5: Disadvantages

An advantage question is often followed by a disadvantage question.

“What are the advantages of train travel?”

(Your answer)

“Are there any disadvantages?”

Your disadvantage answer should be similar to your advantage answer. You need to use appropriate vocabulary to describe the disadvantages. Begin with a linking structure to explain that there are some disadvantages:

I think it's fair to say that there are a few negative aspects.

I'm sure most people would agree that there are some drawbacks.

Of course there are a couple of shortcomings.

Now introduce your main disadvantage:

I guess the most impractical characteristic would be that...

I suppose the most unfavourable quality might be that...

Unquestionably, the most adverse feature would be that...

Describe the main advantage with a simple sentence, for example: "...trains are often overcrowded..."

Now use a linking structure to develop this disadvantage.

Most people would agree that this is problematic because...

This is an obvious weakness because...

This is a clear limitation because...

Add a simple sentence to explain why it is a disadvantage, for example: "...on a long journey you might not be able to find a seat."

Now describe your second disadvantage.

Correspondingly, an additional weak point may be that...

Supplementary to this, a further handicap may be that...

At the same time, another stumbling block might be that...

Add a simple sentence and develop it with one of the following structures:

And the trouble with this is that...

And this can be a hassle because...

This is usually an aggravation because...

So a complete answer to the question might look like this:

"What are the disadvantages of train travel?"

"I think it's fair to say that there are a few negative aspects. I suppose the most unfavourable quality might be that trains are often overcrowded at certain times of year. This is a clear limitation because on a long journey you might not be able to find a seat which means you have to stand up for hours. At the same time, another stumbling block might be that train tickets are sometimes difficult to buy, especially around Spring Festival, and this can be a hassle because it means you can't always travel on the actual day that you want to."

When the examiner hears this answer, the first thing he will notice is the appropriate disadvantage language: *negative aspects, unfavourable quality, clear limitation, stumbling block, hassle*. Because you have used these words in complex linking structures, it affects your score in three ways: fluency—grammar—vocabulary.

Now use your disadvantage structure to practise the following Part Three questions:

What are the disadvantages of air travel?
 What are the disadvantages of shopping in supermarkets?
 What are the disadvantages of using technology in education?
 What are the disadvantages of going on holiday in foreign countries?
 What are the disadvantages of having a fixed daily routine?
 What are the disadvantages of machine-made products?
 What are the disadvantages of zoos?
 What are the disadvantages of eating out in restaurants?
 What are the disadvantages of online (Internet) shopping?
 What are the disadvantages of being famous?
 What are the disadvantages of living in cities?
 What are the disadvantages of living in the countryside?
 What are the disadvantages of living near the sea?
 What are the disadvantages of living in an old building?
 What are the disadvantages of advertising?

Part Three Question Type 6: Problems

This type of question is not as common as the previous five types, but it is often used in topics that deal with nature, environment, social problems or global problems. Example: "What problems are caused by the increase in use of private cars?"

As you should now understand, your aim here is to present two problems using appropriate "problem" vocabulary. Begin with an opening linking phrase to explain that there are problems:

Obviously we can say there are quite a lot of dangers with regard to this issue.

It's universally accepted that there are a few hazards involved with...

This issue is weighed down with a few problems.

Now highlight your main problem:

At the outset, the most crucial predicament is that...

First and foremost, one major worry is probably that...

Essentially, one fundamental concern is probably that...

Add a simple statement and develop it with one of the following structures:

This is clearly alarming because...

This fact is unmistakably perturbing because...

This needs to be seen as a sensitive matter because...

Now introduce your second problem with one of the following linking phrases:

Additionally, another major cause for concern has to be the fact that...

Equally worrying is the suggestion that...

Another matter which causes unease is the point that...

Add a simple statement and develop it with one of the following:

And the short-term and / or long-term implications of this are that...

And the underlying repercussions of this are that...

And the principal upshot of this is probably that...

So a final answer to our first question might look like this:

"It's universally accepted that there are a few hazards involved with the increase in the use of private cars. Essentially, one fundamental concern is probably that it leads to an increase in pollution. This fact is unmistakably perturbing because we are facing huge global pollution problems at the moment.

Additionally, another major cause for concern has to be the fact that cars consume huge amounts of our energy resources. And the underlying repercussions of this are that we will soon be confronted with a global energy crisis."

Some candidates try to offer solutions to the problems in the same answer. In most cases the examiner will follow the "problem" question with a "solution" question, so do not offer the solutions until you are asked this question.

"What are the problems associated with the increase in car use?"

(Your answer)

"How could these problems be solved?"

Use your "problem" structure to answer the following questions:

What problems are caused by international tourism?

Tourism can cause problems in natural areas. What are these problems?

What environmental problems are common in your country?

What are the problems facing the natural environment?

What problems are associated with overcrowded cities?

What problems are associated with the Internet?

What problems are associated with globalisation?

What problems are caused by the use of too much technology?

What problems are associated with the news media (journalists)?

Part Three Question Type 7: Solutions

If the examiner asks a “problem” question, it will normally be followed by a “solution” question. It is a good idea to make a back reference to the two problems that you described in your previous answer. For this reason it is a bad idea to describe more than two problems in the previous answer, because you might forget what the actual problems were. First, begin with a general statement:

In my view there are a number of actions that could be taken.

I honestly believe that there are a few ways to tackle these problems.

Well I think we could go about this in a number of ways.

Highlight your first solution:

When dealing with the first problem, the easiest way to work it out would be to...

In reaction to the initial issue, the most effective way to get to the root of the problem would be to...

Give a brief statement to explain the solution. Now offer a solution to the second problem:

Now, taking into account the second challenge, the only way to get to the bottom of this dilemma would be to...

Taking on the second problem, the most successful way to confront this would be to...

So a complete answer might look like this:

“What are the problems associated with in the increase in car use?”

(See answers to previous problems)

“How could these problems be solved?”

“In my view, there are a number of actions that could be taken. When dealing with the first problem, the easiest way to work it out would be to develop new technology for car engines which doesn’t cause serious air pollution, maybe some kind of special exhaust filter. Taking on the second problem, the most successful way to confront this would be to invest heavily on research into alternative energy sources. In fact, I’ve heard that we have already produced a car which runs on water.”

If you are confident enough, you might want to develop these points further, but don’t do it if you are not sure that you have the vocabulary to continue producing good quality language. It is always better to produce a medium length answer that is accurate in its language than a longer answer that contains many mistakes.

Go back to the problem question section and practise your “solution” structure for the problems that you thought about for each example question.

Summary of Part Three Question Types

There are some questions in Part Three that have not been covered in this section. However, the 7 types that have been explained are definitely the most common.

If you are asked a question that does not fit any of these structures, you can try to adapt the language to fit that question.

Remember the basic rule should always be: begin with a linking phrase, introduce an idea then develop it a linking structure. Do not list ideas. Separate your ideas with linking phrases. Most Part Three questions only need 3 ideas.

As I have stated before, to score 7 in speaking you do not need to produce great answers to every question—you just need to produce some great language in response to some of the questions.

第三部分的一些问题在本部分没有涉及，然而说明过的这7种类型绝对是最常见的。

如果被问到一个不符合上述任一类型的问题，考生可以试着组织语言使之适合回答那个问题。

记住基本的原则总是：以连接性短语开头，引入一个观点，然后用一个连接结构将其展开。不要罗列观点。用连接性短语将几个观点分开。大多数第三部分的问题只需要3个观点。

正如之前所说的，要得到一个口语7分的成绩考生不需要对每一个问题都给出很好的回答——而只需在回答一些问题时使用一些很好的语言即可。



Additional Tips

Additional Tips

1. Giving examples
2. Paraphrasing
3. Vague language
4. Asking for help
5. Example interview scripts
6. Suggested further reading

1. Giving examples

Sometimes you can finish your answer with an example structure but you do not need to do this with every question; one or two times in the speaking test is more than enough.

Look at the previous answer to the “problem” question.

“It’s universally accepted that there are a few hazards involved with the increase in the use of private cars. Essentially, one fundamental concern is probably that it leads to an increase in pollution. This fact is unmistakably perturbing because we are facing huge global pollution problems at the moment.

Additionally, another major cause for concern has to be the fact that cars consume huge amounts of our energy resources. And the underlying repercussions of this are that we will soon be confronted with a global energy crisis.”

It would be quite easy to add an example to this answer:

“Actually I think this idea is best illustrated with the example of oil which is running out at an alarming rate.”

You don’t get extra marks simply for adding an example. However, your score will be influenced because you have used a complex linking structure:

“Actually I think this idea is best illustrated with the example of...”

Use the following structures to introduce an example:

有时考生可以用一个举例的结构来完成回答，但不需要对每一个问题都这样做，在口语考试中使用一两次这种结构就足够了。

看看对于这个“problem”类问题的之前的回答。

在这个回答中加入一个例子会非常容易：

考生不会因为添加了一个例子而额外得分，然而却会因为使用了一个复杂的连接结构而将分数提高。

用下面的结构来引入一个例子：

In fact, this concept can be illustrated by the example of...

As a matter of fact, this point can be demonstrated with the case of...

In actual fact, this notion can be confirmed by the example of...

2. Paraphrasing

Paraphrasing is extremely important in the speaking test because it directly affects your vocabulary score.

To achieve a vocabulary score of 7 or 8, the examiner needs to hear at least one example of effective paraphrasing.

Paraphrasing means saying or explaining something in your own words. In the speaking test it is used to explain vocabulary gaps (words that you don't know in English).

A good tip for paraphrasing is the “forget—explain—remember” rule. With this strategy you deliberately forget a particular word, then you explain the word and then you remember the word. Look at the following example:

“An additional problem with cars is that they produce a lot of...errr...I can't remember the word, but it's the gas that comes out of the car exhaust...oh yeah...carbon monoxide. That's what I mean.”

In this example the candidate has produced some effective paraphrase and used a complex vocabulary item (carbon monoxide), so the vocabulary score has been influenced in two ways.

It is usually a good idea to think of some examples of this before the test, but the following examples should be quite helpful because they can be used for many topics.

For buildings: *architecture, interior décor, elevator, escalator*

For people: *optimistic, open-minded, assertive, sarcastic*

For objects: *warranty, guarantee, replacement*

在口语考试中用英文进行释义是极其重要的，因为这直接影响考生的词汇得分。

词汇方面要得到七八分，考官至少需要听到一个有效的释义的例子。

释义指的是用自己的话讲述或者说明某些事物。在口语考试中它的作用是“解释词汇空白”(即考生不知道的英文单词)。

一种好的释义技巧是“忘记—解释—记起”规则。用这种策略时，考生故意说忘记了某个单词，然后解释说明这个单词，接着记起这个单词。看看下面的例子：

该例中考生运用了一些“有效的解释”，并且用了一个复杂的词汇(carbon monoxide)，因此从两个方面提高了词汇分。

能够在考试之前想出一些这样的例子通常是个好办法，但是下面的例子应该是非常有帮助的，因为它们适用于许多话题。

It really doesn't matter which word you decide to paraphrase as long as it's an uncommon vocabulary item.

In addition, many Chinese words can be paraphrased, especially if there is no exact English equivalent, such as:

"Huo Guo, it's a type of dish that is served in a pot and the pot is usually heated on the table, so the food is cooked in front of you."

This example of paraphrasing is worth more marks than simple saying "hot-pot".

Placeholders

Placeholders are words that replace something when a speaker does not know or cannot remember the name of something or someone: "You need to use a thingummy when you open a bottle of red wine."

Grammatically these simply replace the name of the person or object that the speaker cannot remember and never change their form. Other placeholders include:

whatsitcalled

thingy

thingummyjig

When you paraphrase, try to use one of these placeholders. Look at the following example:

"One of the major problems with shopping online is that there are loads of err... what is called..."

You may think this is not a very good way to impress your examiner, but this is exactly what native speakers do when they forget a word.

When you paraphrase you need to first let the examiner know that you have forgotten the word (or you don't know the word in English).

Use the following linking phrases to begin paraphrasing:

I can't remember the English word; I'll have to explain what I mean here.

Actually, I can't seem to remember the word; let me try to put it into plain words.

The word has slipped my mind; I'll try to paraphrase it for you.

决定对哪个单词进行释义并不重要,只要它是一个非常用词汇即可。

另外,许多中文词汇可以被进行解释,特别是没有确切的英文对应词的情况下,例如:

进行解释的回答比仅仅说 "hot-pot" 能得更高的分数。

占位词是当说话者不知道或不记得某些东西或某人的名字时用来替代这些的词:"开红酒时,你需要用某个东西。"

从语法上讲,这些词只是替代了说话者不记得的人或物的名字,而不改变它们的形式。其他占位词包括:

进行释义时,试着使用其中某个占位词。看下面的例子:

考生也许认为这并不是一个加深考官印象的非常好的方法,但是这确实是英语母语者忘记一个单词时的做法。

进行释义时考生应该首先让考官知道你忘记了这个单词(或者你不知道这个词的英文说法)。

使用下面的连接性短语开始释义:

Use the following language to explain your word:

使用下面的语句来对单词释义:

Well what it is... it is a kind / type of...

In some ways it's similar to...

It's actually something like a...

Continue your paraphrasing with:

继续用下面的语句进行解释:

And it's made from...

It's often found...

It's used by / for...

It involves...

One of the most unique features of X is that...

And I should also mention that...

Then "remember" the word:

然后“记起”这个词:

Oh... I think I've just remembered it; the word I'm looking for is X.

3. Vague language

One language feature that sounds like native-speaker style English is vague language. Vague language is best described language that is not exact.

一种听起来像本土风格的英语语言特征是含糊语。含糊语是最好的模糊的描述语言。

Look at the following example:

"You usually need to buy them in a special shop like a craft shop or somewhere like that."

The phrase "or somewhere like that" is vague language.

短语 "or somewhere like that" 是含糊语。

Use the following vague language in your answers:

Rounding up the time:

I arrived about half past six.

When I arrived it was almost half past six.

When I arrived it was half six-ish.

It was nearly half past six when we arrived.

List completers include words such as things and stuff.

用以结束列举各项的词包括诸如 "things" 和 "stuff" 等词语。

I usually watch documentaries and things like that.

I usually watch documentaries and stuff like that.

I'm quite fond of reading magazines and things / stuff.

I might buy a book or something like that.

I usually buy books and DVDs or stuff like that.

I might buy a book or whatever.

I might go to the park or wherever.

I might go with my classmates or whoever.

Do not use too many list completers in your speaking test. A good guideline would be 4 or 5 examples across the whole interview.

在口语测试中不要使用太多用来结束列举各项的词。好的办法应该是在整个面试中只使用四五个这样的例子。

Quantities

Vague language is very common with numbers when expressing quantity, frequency or the time. Lower numbers are often expressed by phrases such as: *a couple of*, *a few*. Whereas, larger numbers are rounded up with: *about*, *around* or replaced with: *lots of*, *loads of*.

含糊语在表述数量、频率或时间的数字表达中很常见。较小的数字通常用 *a couple of*, *a few* 等短语表述, 而较大的数字用 *about*, *around* 表达, 或者用 *lots of*, *loads of* 替代。

I usually get up at around three or four o'clock.

It costs around 15 yuan or so.

It's about a 1,000 yuan.

The weather caused loads of / lots of problems.

With vague language, "a couple" does not usually mean "two"; it can mean "up to three" or even "four". When you do not want to give accurate numbers, you can use the following:

使用含糊语时, *a couple* 不总是指“两个”, 它可以表示“三个”甚至“四个”。不想给出精确数字时, 可以使用如下表述:

There were about 30 odd students in my class.

There were about 30 or so people at the party.

She's not that old. I'd say she's about 40-ish.

There are a lot of / lots of / loads of choices.

I've been to Beijing a couple of / a few times.

I think I saw about / around 10 or so.

4. Asking for help

In the speaking test there are strict rules about how much help the examiner can give you. These rules are different for each part of the test.

In Part One the examiner is allowed to repeat the question TWO TIMES if you don't understand it. If you don't understand a certain word and ask about that word, the examiner is not allowed to explain it; the question will be repeated in exactly the same way.

If you do not understand the question in Part One or if you just didn't hear it clearly, it is fine to ask the examiner to repeat it.

Use the following language:

I'm sorry I didn't quite catch the question; could you ask it again please?

I'm sorry I missed that one; could you repeat it please?

As a rule, if this happens two or three times in Part One, there will be no problem. If it happens more than 4 times, then the examiner will reduce your fluency score (usually by one point, i. e. 5 will be reduced to 4).

In Part Two, it is unlikely that you will need the examiner to repeat anything because the examiner doesn't actually say much. However, if there is a word on the topic card that you don't understand, then the examiner is allowed to quickly explain that word to you (usually by replacing it with an easier word or giving an example). You can avoid this problem by checking all the topic cards featured in this book.

In Part Three the rules are less strict. The examiner will explain vocabulary, change the wording of questions or simplify the questions whenever necessary. This shouldn't happen very often because when Part Three begins the examiner should have a very clear idea of your language level and he / she will ask the questions in a way in which you should be able to understand quite easily.

在口语考试中关于考官能够给考生多少帮助有严格的规定。对于考试每个部分,规定都不尽相同。

在第一部分中如果考生没有理解问题,考官可以重复两次。如果考生不懂某个单词并且向主考官询问这个词,考官不能对其进行解释,问题将会以完全相同的方式被重复。

如果考生不明白第一部分的问题或者只是没有听清楚,可以要求考官重复。

按照规定,如果这种情况在第一部分出现两三次,应该没有问题。如果发生四次以上,考官可能会对考生的流利程度进行扣分(通常扣1分,比如5分被减到4分)。

在第二部分,考生不可能需要考官重复什么,因为考官实际上不会说太多。然而,如果话题卡上考生不认识某个单词,这时考官可以快速地向考生解释这个词(通常是用一个简单一些的单词来替换它或者举一个例子)。考生可以查阅本书中的所有话题卡以避免这个问题。

第三部分的规定没有这么严格。考官可以在任何需要的时候解释词汇,改变提问的措词或者简化问题。这样的情况不会频繁发生,因为当第三部分开始时考官应该非常清楚考生的语言水平,他/她会用考生容易理解的方式来提问。

5. Example interview scripts

The following pages give a clear picture of what a complete interview looks like.

Remember that your interview might be slightly different to these because the number of questions asked will depend on the length of your answers.

This section is only intended to give you a full picture of what the whole interview looks like on paper. For the first example there are suggestions of what type of answer structure to use.

下面几页清楚地给出了完整的口试过程。

记住：考生真正的口试和下面的口试也许有一点细微的差别，因为问题数目将依考生回答的长度而定。

该部分旨在在书面上给考生提供一个完整的口试过程。针对第一个例子给出了使用什么类型的回答结构的建议。

Interview 1

Good afternoon, my name is... Can you tell me your full name please?

OK, can I see your ID card please?

In this first part I'd like to ask you some questions about yourself. So first of all let's talk about where you live. Do you live in a house or a flat? (Simple direct answer)

Tell me the good things about your house or flat. (Use Part One "Liking" structure)

Is there anything you don't like about it? (Use Part One "Disliking" structure)

Do you think you will move to another area in the future? (Use Part One "Would" structure)

Now let's move on to talking about reading. Do you like reading? (Use Part One "Liking" structure)

How often do you read? (Use Part One "It depends" structure)

Where do you normally read? (Use Part One "It depends" structure)

What types of books are popular in your country nowadays? (Use Part One "Types of" structure)

Let's talk about music now. What types of music do you like listening to? (Why?) (Use a mix of Part One "Types of" and "Liking" structures)

How much time do you spend listening to music?(Use Part One "It depends" structure)

Where do you usually listen to music?(Use Part One "It depends" structure)

OK, now I'm going to give you a topic and I'd like you to talk about it for one to two minutes. Before you talk you'll have one to two minutes to think about what you are going to say and you can make some notes if you wish, do you understand?

I'd like you to describe the type of clothes you like wearing. (One minute preparation)

OK, so remember you have one to two minutes for this so don't worry if I stop you. I'll tell you when the time is up...Can you start speaking now please?

Topic Card

Describe the type of clothes you like wearing.

You should say:

What kind of clothes you usually like to wear

Why you like these clothes

Where you buy them

Whether these clothes are popular in your country.

OK, we've been talking about clothes that you wear and now I'd like to discuss with you one or two more general questions related to this. So first of all let's consider clothes and fashion. Do men and women have different ideas about fashion? (Use Part Three "Comparing" structure)

Why do teenagers like to follow fashion? (Use Part Three "Why" structure)

What are the disadvantages of following fashion? (Use Part Three "Disadvantages" structure)

OK, now let's move on to talk about uniforms. Why do some companies prefer their staff to wear uniforms? (Use Part Three "Why" structure)

Interview 2

Good afternoon, my name is...Can you tell me your full name please?

OK, can I see your ID card please?

In this first part I'd like to ask you some questions about yourself. So first of all let's talk about where you live. Tell me about the area that you live in.

What do you like about the area?

Is there anything you don't like about the area?

Do you think you will continue to live in this place for a long time?

Now let's move on to talk about films. How often do you watch films?

What type of films do you like watching?

Do you prefer watching films alone or with someone else?

Is it better watching films at home or in the cinema?

Let's talk about birthdays now. Do you usually spend your birthday with your friends or with your family?

What do children generally do on their birthdays in China?

Are birthdays important?

What is the most important birthday or age which is celebrated in China?

OK, now I'm going to give you a topic and I'd like you to talk about it for one to two minutes. Before you talk you'll have one to two minutes to think about what you are going to say and you can make some notes if you wish, do you understand?

I'd like you to describe some help which you received in the past. (One minute preparation)

OK, so remember you have one to two minutes for this so don't worry if I stop you. I'll tell you when the time is up. Can you start speaking now please?

Topic Card

Describe the help which you received in the past.

You should say:

What type of help you received

Who helped you

Why you needed this help

How you felt after you received this help.

OK, we've been talking about the help you received in the past and now I'd like to discuss with you one or two more general questions related to this. So first of all let's consider different kinds of help. Generally, what kinds of help do people often need in their lives?

Do you think, in general, society is helpful?

Do you think people were more helpful in the past than they are nowadays?

What kinds of help will people need in the future?

Interview 3

Good afternoon, my name is...Can you tell me your full name please?

OK, can I see your ID card please?

In this first part I'd like to ask you some questions about yourself. So first of all let's talk about what you do. Do you work or are you a student?

What are you studying?

Why did you choose this college / university?

What's good about where you're studying?

What would you like to do after your studies?

Let's move on to talk about collecting things. Have you ever collected anything?

What things do people collect in your country?

Why do people like collecting things?

Would you like to start collecting something new in the future?

Now let's talk about weather. What's the weather like where you live?

What do you do when the weather is bad?

What type of weather do you like best?

Would you like to have that type of weather all year round?

OK, now I'm going to give you a topic and I'd like you to talk about it for one to two minutes. Before you talk you'll have one to two minutes to think about what you are going to say and you can make some notes if you wish, do you understand?

I'd like you to describe your childhood home. (One minute preparation)

OK, so remember you have one to two minutes for this so don't worry if I stop you. I'll tell you when the time is up. Can you start speaking now please?

Topic Card

Describe your childhood home.

You should say:

Where this place is located

What type of house it is

How long you lived there

What you liked about this place.

OK, we've been talking about your childhood home and now I'd like to discuss with you one or two more general questions related to this. So first of all let's consider different kinds of houses. Are houses nowadays different to houses in the past?

What kinds of houses will be common in the future?

What are the advantages of living in an old house?

Why do some people like to move to a different house?

6. Suggested further reading

Most book stores stock a wide variety of IELTS books of varying quality.

If you have read this book, then you will have noticed that it is very language orientated and does not offer many ideas and content for topics and questions. As I have stated many times, content is really not very important in the speaking test; however, if you find it difficult to think of ideas and content, then there are a number of books which can help you. I would recommend that you combine the ideas and content of those books with the language structures presented throughout this book.

Your best strategy for further improvement is to focus on two key aspects of the marking system: vocabulary and grammar.

If you want to buy a vocabulary book, I would strongly recommend that you choose one that organises the words by topic. In this way you can study the topics that are IELTS-related and ignore those which do not appear in the test. A good example is: *English Vocabulary Organiser* by Chris Gough (available in China).

大多数书店都有大量品质参差不齐的雅思辅导用书。

如果考生读了本书,就会发现它的语言指导性非常强,而不是针对话题和问题给考生提供大量的观点和内容。正如本书中反复强调的那样,在口语考试中重要的不是内容;如果考生觉得想出观点和内容有困难的话,有很多书可以提供帮助。笔者建议考生把那些书的观点和内容与本书中所述的语言结构结合起来。

考生进一步提高的最佳策略是集中精力于评分体系中两个至关重要的方面:词汇和语法。

如果考生想买词汇书,笔者推荐考生选择一本按照话题分类编写的书。这样,考生可以学习与雅思相关的话题,同时忽略那些不会在考试中出现的话题。一个很好的例子是 Chris Gough 著的 *English Vocabulary*)。

In addition, I would suggest learning more idioms and phrasal verbs (especially if you want to score 7 or higher).

In the same series as the above title:

English Idioms Organiser by Jonathan Wright (available in China);

Phrasal Verbs Organiser by John Flower (available in China).

另外, 笔者建议考生多记些习语和动词短语(特别是考生想得到7分或者更高的分数的话)。

同一主题的系列图书还有:

To improve your overall grammar performance I would recommend the following two titles:

English Grammar in Use by Raymond Murphy (available in China);

Advanced Grammar in Use by Martin Hewings (available in China).

笔者推荐下面两本书来帮助考生提高总体语法分数:



Mat Clark 新东方雅思名师 来自英国伦敦 具有纯正的英国口音 2001—2005年期间在中国担任雅思考官 阅 雅思考生无数 从事雅思教学工作近10年 对中国学生雅思口语 写作中的问题和弱点有深刻了解。

- 分析中国考生的成绩现状，总结突破屏障的不二法则
- 阐释评分系统的逐项要求，指点答题语言的各个特点
- 详尽介绍考试三部分程式，考官传授应答之经典方略
- 收录最新问题与话题卡片，提供常用词汇、时态与句型
- 附赠MP3光盘一张，内含：

口语考试第一部分的最新问题，供考生练习

口语考试第二部分常考话题卡，可用于模拟

三个完整的模拟考试过程范例，帮助考生熟悉真实考试情景

新东方雅思 (IELTS) 考试指定辅导教材

- 雅思听力胜经
- 雅思口语胜经
- 雅思写作胜经
- 雅思阅读胜经

- 雅思写作套路剖析与范例大全
- 雅思应试指导及模拟试题

- Cambridge IELTS 5
- Cambridge IELTS 6
- 剑桥雅思考试全真试题解析4·精讲
- 剑桥雅思考试全真试题集5·精讲
- 剑桥雅思考试全真试题集6·精讲
- 雅思考前突破与冲刺试题

- 雅思听力特训
- 雅思阅读特训
- 雅思写作特训
- 雅思口语特训
- 雅思全真强化试题精编1
- 雅思全真强化试题精编2



www.qypublish.com
ISBN 978 7 80080 751 0



787800 807510 >

定价: 35.00元